



# CUSTOMER SERVICES AND REPLACEMENT PARTS CATALOGUE



# CHRISTOPHER NEIL

Tel: 0606 47914 Telex: 665732

Middlewich Road, Northwich, Cheshire, England.





*"Enthusiastic attitude to helping the Lotus owner"*

### **CLUB LOTUS AND CHRISTOPHER NEIL**

Club Lotus and Christopher Neil have one important feature in common. We are both totally independent of the Lotus factory. This enables Club Lotus to dedicate itself 100% to the needs and interests of the Lotus owner and enthusiast worldwide.

Club Lotus was formed as long ago as 1956 so we have just been celebrating our 25th. anniversary.

Christopher Neil Sportscars have always shown a refreshingly enthusiastic attitude to helping the Lotus owner. Being independent they have managed to resource many parts and pass on the cost saving to the customer without any reduction in durability or safety. Club Lotus knows

from its records of over 5,000 Lotus cars that many of them would not be on the road today but for Christopher Neils.

There is no connection between Club Lotus and Christopher Neil other than a common interest and a common enthusiasm for Lotus cars.

PO Box. 8,  
Dereham, Norfolk.

*Graham  
Arnold*

Graham J Arnold  
PRESIDENT Club Lotus

**practical  
CLASSICS**

*"Chris and Neil are absolutely dedicated"*

Partners Chris and Neil learnt the tricks and the pit falls of running their Lotus Elans on limited budget the hard way, and saw the chance of turning pleasure into business by passing the

benefits of their experience onto fellow enthusiasts. Initially, they struggled to survive, repairing, servicing, buying and selling local Elans, but the struggle to get work rapidly turned into a frantic whirl of activity to cope with a business that was bursting at the seams.

The village hall was outgrown, but the ground floor or a former cotton mill at Stockport, with the space for 40 cars and associated stores seemed to be an ideal new home - not a bit of it - within months the partners were looking for something bigger still, as every department grew. A former textile factory at Northwich provided the answer and since 1981 the Company has been based there. The partners now offer the owner of a road going Lotus a full range of services, anywhere in the world.

Chris and Neil are absolutely dedicated in the daily working of their business and I wish them every success.

Michael Brisby.

# **CHRISTOPHER NEIL**

## **Tel: 0606 47914 Telex: 665732**

### **Middlewich Road, Northwich, Cheshire, England.**

# **"SUPPORT THE ENTHUSIASTS"**



# ...Edited from the LOTUS DRIVERS CLUB, GREAT BRITAIN JOURNAL 'CHICHANE'...

It's been some time now since the Club, in it's early days, took a somewhat brief look at Christopher Neil Sportscars, then itself in its first embryonic flushes of youth, tucked away in a small village hall in Stockport. Since then, both the Club and Chris Neils have come a very long way, not to mention the Lotus scene in general.



Their present premises, to which they moved with most of the original staff from Stockport in 1980, was in fact a textile factory employing over 150 ladies in its hey day. It's excellent frontage and large size, over 35,000 square feet in all, are perfectly situated in the centre of our country - near Manchester - and is ideally suited to their present extensive and expanding operations. An operation which covers virtually all facets of the auto industry, spare parts, bodywork, interior trimming, all aspects of mechanical work, research and development and car sales, for both the old and new breeds of Lotus cars, with 30 people now employed on site, plus many more jobs created by outside contractors for them.

The men behind the business, who met some 15 years ago decided that from a practical point of view, as the business flourished over the years it was necessary to split responsibilities between them, and for some time now Neil has dealt exclusively with Car Sales and Workshop aided by his Service Manager, leaving Christopher free to run the Parts operation U.K. and Overseas.



On the Car Sales side, Christopher Neil always maintain a large selection of used Lotus models, available from rebuilt Sprint specification Elans through the entire first generation range, including the odd Seven and Sunbeam Lotus, Elites/Eclats, Esprits standard and turbo's. They will, we understand, purchase anything Lotus -parts or whole p/ex - most types of Sports/Saloon cars against any Lotus in stock or vice versa.

The mechanical workshop will undertake all manner of the practical tasks involved in keeping Loti on the road and its difficult to say what jobs they have not done in recent years, from regular chassis changes, to everyone's twin cam favourite - fitting water pumps, and are in the main, Lotus only.







The coachwork finishing shop in which two thirds of the staff work, was undertaking all manner of jobs during the visit, including a two seater Elan fixed head to convertible conversion. This conversion, of which we understand many have been done to date by C.N.S. is now available for the Elan 2+2 also!! Both types costing approximately £1000. The demand for this conversion supports the writer's own view that convertible Lotus Elans are more desirable than fixed heads in general and consequently command higher re-sale prices, especially in the case of the 2+2 Cabriolet I saw, which was trimmed by them, for its proud new owner with a light blue ½ leather interior.



Their stores area is without doubt the largest we've seen, with parts seemingly bought and stocked literally by the hundred from silencers to chassis with everything in between, the counter area is well fronted by a photographic and parts display, all of which are inexpensively despatched to all corners of the world with great expertise and their counter sales are open 7 days a week too!!

Perhaps the most interesting aspect of our visit was to visit their 'Alladins Cave' i.e. the vast second hand parts department located at the rear of the factory, which caters for rare and obsolete parts or just good bargains.

*So if you want to buy a car, a spare part, have a respray, chassis change or whatever, why not call at Chris Neils.*

*They are open:*

**9.00a.m. - 6.00p.m. Monday to Fridays**

**10.00a.m. - 5.00p.m. Saturday**

**10.00a.m. - 5p.m. Sunday (parts only)**

**Cars 12 noon until 4.00p.m.**



**MIDDLEWICH ROAD, NORTHWICH, CHESHIRE CW97BP, ENGLAND.**

**Telephone: (0606) 47914 Telex: 665732**



THE RESTORATION AND SALES OF LOTUS ELAN MODELS HAS ALWAYS BEEN THE MAINSTAY OF OUR BUSINESS AND INTO THE 1980's WE ARE TAKING OUR PROGRAM A STAGE FURTHER.

## THE CHRISTOPHER NEIL RESTORED SPRINT



Very briefly, this vehicle usually contains the existing G.R.P. body shell, stripped inside and out, repainted and finished, with new wiring, trim and hood. The mechanical side involves a new chassis etc. This car is normally finished in the distinctive red over white with oatmeal trim.

This Sprint may be purchased by either of two methods. Either by purchasing a finished car on display in our showrooms (there are often several), or, by ordering a car to your exact specifications. We would then select a suitable 'base' car from our stocks for the restoration process.

To date we have fully restored many Elans and are confident that this product can stand alongside many recent model sportscars and represent outstanding value for money.

### **2+2 D.H.C.**

As you read this, we may already be in production of a beautiful fast open 4 seater with excellent strong weather equipment.

## CAR SALES

Our normal "used" Lotus car can be purchased with confidence, having been subject to a rigorous inspection before leaving our premises. The vehicle has been checked throughout, and any mechanical work carried

out which is deemed necessary.

We now carry approx. 50 Lotus cars at any time in a total car stock of 80. These quite simply span the whole spectrum, from the latest models of Esprits and Eclats through late '70s models (now at really affordable prices) to the full Elan, Europa, Elan +2 and Seven range.

It is still possible to purchase a Lotus car from us around £2,000.00, Elites from below £3,000.00 and cars for restoration can be as little as £1,000.00. We offer full finance/leasing facilities (details on request) at specially negotiated rates. Even for older cars our own 12 month parts warranty is available if required. Part exchange facilities also, especially if its a sportscar. Alternatively, we often take a Lotus in exchange (cash either way) for one of our selected M.G., Scimitar, Porsche or B.M.W models, or a saloon car due to a change of circumstances in the previous owner.

In short, looking forward we intend to stay friendly and flexible because that means satisfied customers.

## CARS WANTED

In order to maintain our high stocks of used Lotus, we are constantly seeking vehicles in good condition.

We are in the fortunate position of being able to offer more than any other Company, and the sale can usually be concluded with just one visit to our Garage. We pay by any method required, and will always offer a lift to the local railway station to ensure that you are back home within a day.

We also require damaged Lotus, non runners and generally tired examples for restoration, and for these we have a collection service in operation throughout mainland U.K. Prices may pleasantly surprise you. Commission 5% paid on information leading to a purchase.

Before advertising, give us a ring. We could save you a great deal of time and expense.

For information on Car Sales and purchases, contact Neil Shepherdson, Sales Director.



# CONTENTS

Chassis & Bushes .....	3	Steering .....	20
Electricals .....	5	Wheels .....	21
Bodywork .....	8	Brakes & Hydraulics .....	22
Engine .....	12	Front Suspension .....	25
Gearbox .....	14	Exhaust .....	27
Cooling .....	15	Accessories .....	29
Fuel .....	16	Cables .....	30
Clutch .....	17	Final Drive .....	33
Interior .....	18		

Replacement Parts for:

## CHASSIS AND BUSHES

A = Elan S1/to/Sprint (Baby), B = 2+2, C = Europa, D = Elite/Eclat, E = Esprit.

Model Code	Product Description	Part Code
B	Chassis 2+2 Lotus latest spec. galvanised with Lotus 5 year guarantee .....	"Lotus" CH1
A	Chassis spec. as above .....	"Lotus" CH2
A	Replacement spaceframe chassis "Baby" .....	CH3
B	Replacement spaceframe chassis "2+2" .....	CH4
A	Chassis service exchange "Baby" .....	CH5
B	Chassis service exchange "2+2" .....	CH6
A/B/C/D	Wishbone Bushes Front Suspension .....	CH7
A/B	Top front shocker bush kit .....	CH8
A/B	Bottom front shocker bush kit .....	CH9
A/C	Engine mount carb. side Baby/Europa both .....	"Lotus" CH10
A/B	Engine mount exhaust side Baby/2+2 both .....	CH11
A/B	Anti roll bar link lower bush .....	CH12
A/B	Top differential mounting bush .....	CH13
A/B	Top rear suspension mount "Lotocone" .....	"Lotus" CH14
A/B	Rear suspension "A" frame large bush .....	CH15
A/B	Rear suspension "A" frame small bush .....	CH16
B	Inner sill members "galvanised" inner sill member fitting service .....	avail. also CH17
A/B/C/D/E	Rolling chassis new or rebuilt .....	CH18
A/B	Gear box mounting 4/5 speed Elans .....	"Lotus" CH20
B	Inner sill member dirt shields galvanised "set of four" .....	CH21
D/E	Engine mount "same both sides" .....	CH22
D	Differential upper mounting bush .....	"Lotus" CH23
D	Differential lower mounting bush .....	"Lotus" CH24
D	Snubber washer for diff. bushes .....	"Lotus" CH25
C/D	Rubber radius arm mounting to chassis .....	CH26
C	Radius arm galvanised R/H T/C Std. ....	CH27
C	Radius arm galvanised L/H T/C Std. ....	CH28
C	Gearbox mounting 336 type gearbox 352/365 mounts also stocked .....	CH29
C	Radius arm galvanised S2/Europa LH. ....	CH30
C	Radius arm galvanised S2/Europa RH .....	CH31
C	Radius arm galvanised Europa Special L/H .....	CH32
C	Radius arm galvanised Europa Special R/H .....	CH33
D	Gear box mounting Elite .....	"Lotus" CH34
D	Chassis service exchange .....	CH35
A	Seat belt "fixing plate" top of rear strut trapped by "Lotocone" .....	"Lotus" CH36

Also stocked - A complete range of nuts, bolts, washers, etc. If the part you require is not listed please ask.

★ Chassis replacement advice freely given.


Tel. call or pop down for a chat anytime. Europa chassis now available to order.

Photo 1




- A - CH7
- B - FS50
- C - FS52
- D - FS51
- E - FS53
- F - FS54
- G - FS55

Photo 2




A typical chassis rebuild under way in our workshops.

Photo 3




- A - CH2
- B - Service Ex. Europa
- C - CH35
- D - CH3

Photo 4



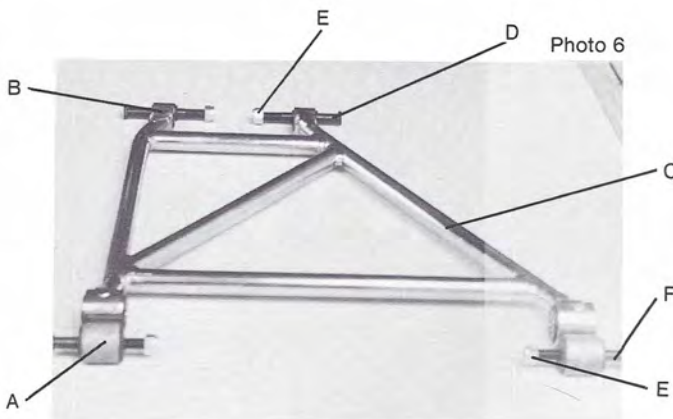
- A - CH10
- B - CH11
- C - CH20

Photo 5



- A - CH14
- B - CH26
- C - CH13
- D - RS40
- E - CH8
- F - CH9

Photo 6



- A - CH15
- B - CH16
- C - RS9
- D - RS58
- E - RS2



# Replacement Parts for: ELECTRICALS

A = Elan S1/to/Sprint (Baby), B = 2+2, C = Europa, D = Elite/Eclat, E = Esprit.

Model Code	Product Description	Part Code
A/B/C	Distributor for twincam 1558cc engine .....	ELC1
A/B/C	Distributor cap for twincam 1558cc engine .....	ELC2
A/B/C	Rotor arm for twincam 1558cc engine .....	ELC3
A/B/C	Points "contact breakers" twincam 1558cc engine .....	ELC4
A/B/C	Condenser twincam 1558cc engine .....	ELC5
A/B/C	Distributor pigtail lead twincam 1558cc engine .....	ELC6
A/B/C	Starter motor solenoid .....	ELC7
A/B/C/D/E	Ignition coil with ballast resistor .....	ELC8
A/B/C	Starter solenoid with ballast resistor type .....	ELC9
A	Side light lense "small thimble type" .....	ELC10
A	Side light complete with backing unit .....	ELC11
A	Rear lense Elan S2/S3 .....	ELC12
A/B/C	Rear lense (S4 L/H) (2+2/Europa R/H) .....	ELC13
A/B/C	Rear lamp base unit (S4 L/H) (2+2/Europa R/H) .....	ELC14
B	Side indicator lense front 2+2 .....	ELC15
A/C	Indicator lense front .....	ELC16
A/C	Indicator backing unit .....	ELC17
A	Boot light/No. plate light S3/S4 .....	ELC18
A/B/C	Dynamo pulley .....	ELC19
A	Interior light dash fitting type S1/S2/S3 .....	ELC20
B	Fog lamp 2+2 .....	ELC21
A/B/C/D/E	"Pos" battery terminal "post type" .....	ELC22
A/B/C/D/E	"Neg" battery terminal "post type" .....	ELC23
A	Oil/water dual gauge no P/EX req .....	ELC24
A/B/C/D/E	Electronic ignition system "lumenition" .....	ELC25
A/B/C	Rear lense (S4 R/H) (2+2/Europa L/H) .....	ELC26
B	Front side/indicator "base unit" R/H .....	ELC27
B	Headlamp micro switch 2+2 .....	ELC28
A/B/C	Rear lamp base unit (S4 R/H) (2+2 Europa L/H) .....	ELC29
	now use ELC 114 base unit	
B	Front side/indicator "base unit" L/H .....	ELC30
B	No plate light unit "fits to bumper" .....	ELC31
A/B/C/D/E	Light bulbs various .....	ELC32
A/B	Starter motor exchange outright poss. ....	ELC33
A/B	Bendix cog. 9 tooth and 10 tooth .....	ELC34
A/B	Bendix cog "spring" .....	ELC35
B/D	Solenoid headlamp valve late 2+2/S130/Elite .....	ELC36
D/E	Points for distributor "contact breakers" .....	ELC37
D/E	Spark plugs "N.G.K" BP6 ECS .....	ELC38
A/B/C	Spark plugs "N.G.K" BP7 ECS .....	ELC39
A/B/C/D/E	Spark plug caps "straight" NGK .....	ELC40
A/B/C/D/E	Spark plug caps "angled" NGK .....	ELC41
A/B/C	Control box "voltage regulator box" .....	ELC42
A/B/C/D	Head light "rim" chrome bezel .....	ELC43
A/B/C/D/E	Kill switch cuts electrical current in emergencies .....	ELC44
A/B/C	Horn push button early Elan/Europa/2+2 .....	"Lotus" ELC45
A/B/C	Alternator exchange or outright as req. ....	ELC46
A/B/C	Spark plugs "AC" .....	ELC47
D/E	Indicator/headlamp dip column fitting switch .....	ELC48
D/E	Wash/wiper switch column fitting .....	ELC49
A/B/C	Backing rim for headlamp .....	ELC50
A/B/C/D	Sealed light beam unit .....	ELC51
A	Rear lamp unit Elan S2/S3 .....	ELC52
D	Wiper motor for rear screen wipe .....	ELC54
A/B/C	Horn push "connector pencil spring loaded" .....	ELC55



# ELECTRICALS (Replacement parts).

A = Elan S1/to/Sprint (Baby), B = 2+2, C = Europa, D = Elite/Eclat, E = Esprit

Model Code	Product Description	Part Code
D/E	Condenser for distributor .....	ELC56
B	Interior light unit "three way switch type" .....	"Lotus" ELC57
A/C	Wing flasher repeater lamp SE Elans/Europas .....	ELC59
A/B/C	Fuel gauge various types .....	ELC60
A/B	Dynamo exchange/outright as req. ....	ELC61
D/E	Spark plugs N.G.K platinum tipped BP6 EV .....	ELC62
D/E	Electric "SU" fuel pump unit .....	ELC63
A/B/C	Wheelbox for wiper mechanism .....	ELC64
A	Tachometer neg earth Elan S4/Sprint .....	"Lotus" ELC65
	"see customer services rebuilt units £18.00"	
A	Bundy link tube for wiper motor link various types .....	ELC66
A/B/C/D/E	Electric washer " pump" motor .....	ELC67
A	Speedometer unit S4/Sprints .....	"Lotus" ELC69
	"see customer services rebuilt units £18.00"	
A/B	Rear lense federal all red (S4 LH) 2+2/Europa R/H .....	ELC70
B	Indicator/sidelight front lense all red fed spec .....	ELC71
A/B/C	Relay for horn/spotlights/headlight .....	ELC72
A/B/C/D/E	Wiper motor .....	ELC75
A/B/C	Ignition barrel with key "innards only" dashboard fitting type not steering lock type .....	ELC76
A/B/C	Ignition barrel cable connector plug with cable for steering lock type .....	ELC77
A/B/C	Alternator "fan" bolts to pulley .....	ELC78
A/B/C	Alternator pulley .....	ELC79
A/B/C	Oil temp gauge with universal fitting kit .....	ELC80
A/B/C	Batteries .....	ELC81
A/B/C	Headlamp switch column fitting does late 2+2 not early .....	ELC82
A/B/C/D	Horn "dual tone" electric .....	ELC83
A/B/C	Headlamp "complete" assemblies .....	ELC85
A/B/C	Indicator switch column fitting does late 2+2 not early .....	ELC84
B	Engine bay lamp unit also does glove box "white" .....	ELC87
B	Lamp units also in stock for the doors "red" .....	ELC87
A/B/C/D/E	Flasher unit latest lucas type does all models .....	ELC88
A/B	Rocker switch S4 int light/panel 2+2 rear screen .....	"Lotus" ELC89
A/B/C	Rocker switch electric window operating .....	"Lotus" ELC90
B	Rocker switch 2+2 panel lights .....	"Lotus" ELC91
A/B	Rocker switch screen wash .....	"Lotus" ELC92
A/B	Rocker switch two speed wipers .....	"Lotus" ELC93
A/B	Rocker switch hazard flashers .....	"Lotus" ELC95
A/C	Rocker switch lights .....	"Lotus" ELC96
B	Rocker switch sidelights " parking lamp " .....	"Lotus" ELC97
The Elan /2+2/ Europa rocker switches listed above have other various operations therefore it is wise to send your original sample or drawing.		
B/D	Light switch "turn and pull" .....	"Lotus" ELC99
B	Reflector for rear wing 2+2 federal .....	ELC100
B	Tachometer for 2+2 S130 flat bezel type .....	"Lotus" ELC101
	see customer services rebuilt £18.00	
B	Speedometer for 2+2 S130 flat bezel type .....	"Lotus" ELC102
	See customer services rebuilt £18.00	
B	Temperature gauge 2+2, S130 "water" .....	"Lotus" ELC104
B	Ambient temp. gauge 2+2, S130 .....	"Lotus" ELC106
B	Fuel gauge 2+2, S130 .....	"Lotus" ELC107
B	Tick Tock clock 2+2, S130 .....	"Lotus" ELC108
A/B/C/D/E	Cigar lighter assembly .....	ELC109
A	Wiring loom complete S4 dynamo type .....	ELC110
A	Wiring loom complete S4 alternator type .....	ELC111
A/B/C	Ignition switch. Complete dash fitt. type .....	ELC112
A	Wiring loom complete for Elan S3 .....	ELC113



# ELECTRICALS (Replacement parts).

A = Elan S1/to/Sprint (Baby), B = 2+2, C = Europa, D = Elite/Eclat, E = Esprit

Model Code	Product Description	Part Code
A/B/C	Rear lamp unit complete unit(S4 Elan R/H)(2+2/Europa L/H)federal . . . . .	ELC114
A/B/C	Rear lamp complete unit (S4/ L/H) (2+2/Europa R/H) federal. . . . .	ELC115
B	Wiring loom complete for 2+2 5130 late type . . . . .	ELC116
B	Map reading light unit dashboard fitting 2+2 . . . . .	ELC117
D	Rear lamp unit pre 2.2 models L/H . . . . .	ELC118
D	Rear lamp unit pre 2.2 models R/H. . . . .	ELC119
D/E	Rear lamp unit R/H late 2.2/Elites/Esprit/S2/S3 . . . . .	ELC120
D/E	Rear lamp unit L/H late 2.2/Elites/Esprit/S2/S3 . . . . .	ELC121
A/B/D	Reversing light switch "gearbox 4 speed/5 speed" . . . . .	ELC122
D/E	Batteries . . . . .	ELC123
A/B/C	Ignition lead sets "best avail" copper core suppressed N.G.K. with all fittings . . . . .	ELC124
D/E	Ignition lead set as above . . . . .	ELC125
A	Wiper switch "variable" Elan 1/2/3 . . . . . "Lotus"	ELC127
B	Wiring harness "engine bay" 2+2 early . . . . .	ELC128
B	Wiring harness "dash area " 2+2 early . . . . .	ELC129
B	Wiring harness "tail" 2+2 early . . . . .	ELC130
A/B	Switch "toggle type" panel lights early Elans . . . . .	ELC131

If the part you require is not listed please ask.

Instrument speedo/tacho o'hauls, present no problem, also pole changes, any model, nothing rec. to far gone, even fire damaged!!

Photo 7



- |            |           |            |                        |
|------------|-----------|------------|------------------------|
| A - ELC120 | E - ELC20 | N - ELC12  | O - ELC15              |
| B - ELC17  | F - ELC31 | I - ELC114 | N - Federal rear lense |
| C - ELC16  | G - ELC59 | K - ELC100 | O - ELC13              |
| D - ELC87  | H - ELC18 | L - ELC27  | P - ELC85              |



- |            |           |          |          |
|------------|-----------|----------|----------|
| A - ELC25  | E - ELC23 | J - ELC3 | H - ELC6 |
| B - ELC124 | F - ELC41 | K - ELC4 | L - ELC7 |
| C - ELC1   | G - ELC40 | I - ELC5 | M - ELC8 |
| D - ELC22  | H - ELC39 | J - ELC5 | N - ELC8 |



This shows after/before typical instrument overhaul service.


Photo 9

Photo 10



- |            |            |            |
|------------|------------|------------|
| A - ELC90  | E - ELC113 | I - ELC76  |
| B - ELC69  | F - ELC107 | J - ELC112 |
| C - ELC102 | G - ELC108 | K - ELC99  |
| D - ELC101 | H - ELC104 |            |

Photo 11



- |           |           |
|-----------|-----------|
| A - ELC33 | E - ELC34 |
| B - ELC61 |           |
| C - ELC46 |           |
| D - ELC19 |           |

Photo 12



- |            |           |           |
|------------|-----------|-----------|
| A - ELC81  | E - ELC55 | I - ELC83 |
| B - ELC42  | F - ELC45 | J - ELC63 |
| C - ELC67  | G - ELC36 |           |
| D - ELC117 | H - ELC44 |           |



# Replacement Parts for: **BODYWORK**

A = Elan S1/to/Sprint (Baby), B = 2+2, C = Europa, D = Elite/Eclat, E = Esprit.

Model Code	Product Description	Part Code
A	Bonnet release clip. S1/S2/S3/S4	"Lotus" BOD1
A	Hood "buttons" Pack of five (press stud)	BOD2
B/C	Bumper chrome coach bolt/nut	BOD3
A	Bodyshell S4 Drophead/Sprint	"Lotus" BOD4
A	Front mid body section S4	BOD5
B	Front mid body section 2+2	BOD6
A	Light pod housing fibreglass R/H 1/4	BOD7
B	Light pod housing fibreglass R/H 2+2	BOD8
A	Front bumper Elan 1/4	BOD9
B	Rear bumper 2+2 fibreglass see BOD70 for "chrome steel"!! at last available.	BOD10
A	Rear bumper Elan 1/4	BOD11
B/C	Front bumper chrome steel	BOD12
B/D	Sill strip chrome	"Lotus" BOD13
A/B/C/D/E	Nose badge yellow/green	"Lotus" BOD14
A	Spoiler 1/4	BOD15
A	Window Pulley S3/S4 Small	"Lotus" BOD16
A	Sprint decal set	"Lotus" BOD17
A/B/C	Door trim clips "steel"	BOD18
A/B/C	Door trim studs "plastic"	BOD19
A	Door adjuster nylon bobbin	"Lotus" BOD20
A/B/C	Door seal goes round apereture per metre	BOD21
A/B/C	Boot seal goes round aperture per metre	BOD22
A/B/C	Wiper blades Baby/2+2/Europa	BOD23
A	Front screen series 1/2	BOD24
A	Door glass plain S3/S4	BOD25
B	Rear screen 2+2 tinted	BOD26
B	Front screen 2+2 "plain"	BOD27
A	Front screen Elan S3/S4 plain and tint available	BOD28
A	Badge "coupe" early type	"Lotus" BOD29
A	Badge Elan early script type	"Lotus" BOD30
A	Badge SE S4	"Lotus" BOD31
A	Badge S4	"Lotus" BOD32
A/B/C/D/E	"L" letter	"Lotus" BOD33
A/B/C/D/E	"O" Letter	"Lotus" BOD34
A/B/C/D/E	"T" Letter	"Lotus" BOD35
A/B/C/D/E	"U" Letter	"Lotus" BOD36
A/B/C/D/E	"S" Letter	"Lotus" BOD37
A/B/C/D/E	Bezel for badge approx. 2" x 1"	"Lotus" BOD38
A	Door Shell S4 L/H	BOD39
A	Door Shell S4 R/H	BOD40
A	Bonnet for S1/2/3/4/Sprint flat type	BOD41
A	Boot lid S3/S4	BOD42
A	Centre console S3/S4	BOD43
A	Light pod housing fibreglass L/H	BOD44
B	Light pod housing fibreglass L/H	BOD45
A/B/C	Boot hinge - not early S1/S2 Elan	BOD46
B	Bonnet 2+2	BOD47
A	Badge ELAN solid type	"Lotus" BOD48
B	Badge ELAN +2 solid type	"Lotus" BOD49
B	Vacuum light pod unit R/H non fail type	"Lotus" BOD51
A	Vacuum light pod unit L/H non fail type	"Lotus" BOD52
A/B	Vacuum pod spring R/H	"Lotus" BOD53
A/B	Vacuum pod spring L/H	"Lotus" BOD54



## BODYWORK (Replacement Parts)

A = Elan S1/to/Sprint (Baby), B = 2+2, C = Europa, D = Elite/Eclat, E = Esprit.

Model Code	Product Description	Part Code
A	Vacuum light pod unit R/H non fail .....	"Lotus" BOD55
A/B/C/D/E	Badge World Champion Constructors .....	"Lotus" BOD56
A/B/C/D/E	Badge bezel for above approx. 5" x 1" .....	"Lotus" BOD57
B	Badge S130 for 2+2 .....	"Lotus" BOD58
D	Tailgate shocker strut .....	"Lotus" BOD60
B	Vacuum light pod unit L/H 2+2 non fail .....	"Lotus" BOD61
A/B/C/D/E	Nose badge black/silver .....	"Lotus" BOD62
C	Window runner felt 2 metre lengths .....	"Lotus" BOD63
A	Early Elan Script type badge S2 .....	BOD66
D/E	Wiper blade .....	BOD67
D	Vacuum light pod unit .....	"Lotus" BOD68
A	Front screen rubber S3/S4 Elan .....	"Lotus" BOD69
B	Rear bumper chromed steel 2+2 .....	BOD70
C	Spoiler Europa S2 /twincam/special .....	BOD71
C	Front mid body section .....	BOD72
D	Front mid body section .....	BOD73
A	Bumper bolts S1/S2/S3/S4/Sprints .....	BOD74
B	Rubber "screen rubber" front 2+2 67-69 .....	"Lotus" BOD75
B	Screen "front 2+2 tinted" .....	BOD76
C	Screen "front Europa tinted" .....	BOD77
C	Screen "front Europa tinted top tint" .....	BOD78
A	Rubber for rear screen S3/S4 .....	"Lotus" BOD80
A	Badge 1600 script type S1/S2/S3 .....	"Lotus" BOD81
A	Badge INDIANAPOLIS 500 WINNER .....	"Lotus" BOD82
A	Badge ELAN SPRINT .....	"Lotus" BOD83
B	Door bush set 2+2 .....	BOD84
D	Spoiler for 2 litre models .....	"Lotus" BOD85
A	Glass for door S1/S2 .....	BOD88
A/B/C/D/E	Badge retaining clips .....	BOD90
B/D	Sill clips for retain of sill strip .....	BOD91
A	Bolt for window cable to glass S3/S4 .....	"Lotus" BOD93
E	Front bumper Esprit .....	"Lotus" BOD94
A/B	Boot stay "spring steel" .....	"Lotus" BOD95
C	Badge TWINCAM .....	"Lotus" BOD96
B	Badge S .....	"Lotus" BOD97
C	Europa door N/S S1 .....	"Lotus" BOD98
B	Windscreen surround 2+2 S not S130 .....	BOD99
A	Door stay bar S3/S4 .....	"Lotus" BOD102
A/B/C	Warning light "red" dash fitting .....	"Lotus" BOD104
A	Electric window motor "drive peg" .....	"Lotus" BOD105
A	Air vent moulding for under crash pad S3/S4 .....	BOD107
A	Air vent for screen pillar trim S3/S4 .....	"Lotus" BOD108
A	Air vent corrugated tube S3/S4 .....	"Lotus" BOD109
A	Handle for dash cubbie lid S2/S3 .....	"Lotus" BOD110
A	Electric window motor fix plate .....	"Lotus" BOD111
A	Door check arm "back plated" .....	"Lotus" BOD112
A	Door check arm mounting buffer .....	"Lotus" BOD113
C	Sun visor Europa .....	"Lotus" BOD115
A/B	"T" piece for chassis vacuum take-off .....	"Lotus" BOD117
C	Windscreen front Europa plain .....	BOD119
B	Windscreen front 2+2 tint top tint .....	BOD120
C	Bumper rear chromed steel .....	"Lotus" BOD121
D	Bumper front .....	BOD122
A/B	Vacuum light pod unit failsafe type .....	"Lotus" BOD124
B	Door check strap assembly L/H .....	BOD125
B	Door check strap assembly R/H .....	BOD126
C	Door ¼ glass L/H plain .....	"Lotus" BOD127



## BODYWORK (Replacement parts)

A = Elan S1/to/Sprint (Baby), B = 2+2, C = Europa, D = Elite/Eclat, E = Esprit.

Model Code	Product Description	Part Code
C	Door ¼ glass R/H plain .....	"Lotus" BOD128
C	Door glass L/H plain .....	"Lotus" BOD129
C	Door glass R/H plain .....	"Lotus" BOD130
B/D	Bonnet plunger and spring .....	"Lotus" BOD132
D	Bonnet .....	BOD135
A	Window lock arm S1/S2 Elan .....	"Lotus" BOD137
B	Door ¼ glass L/H 2+2 tinted .....	"Lotus" BOD138
B	Door ¼ glass R/H 2+2 tinted .....	"Lotus" BOD139
B	Door glass L/H 2+2 tinted .....	"Lotus" BOD140
B	Door glass R/H 2+2 tinted .....	"Lotus" BOD141
B	Door ¼ glass L/H plain .....	"Lotus" BOD142
B	Door ¼ glass R/H plain .....	"Lotus" BOD143
B	Door glass L/H plain .....	"Lotus" BOD144
B	Door glass R/H plain .....	"Lotus" BOD145
B	Rubber for rear screen 2+2 .....	"Lotus" BOD146
C	Rubber for rear screen Europa .....	"Lotus" BOD147
A	Wiper arm S1/S2/S3/S4/Sprint .....	BOD149
B	Wiper Arm 2+2 .....	BOD150
D	Headlamp pod L/H .....	BOD151
D	Headlamp pod R/H .....	BOD152
D	Bobbin for headlamp pivot Elite .....	"Lotus" BOD153
C	Rubber for front screen .....	"Lotus" BOD154
C	Clip for retain of chrome sill strip .....	"Lotus" BOD157
C	Clip for retain of sill cover .....	"Lotus" BOD158
D	"E" Letter of (E)(L)(I)(T)(E) .....	"Lotus" BOD159
D	"I" Letter of (E)(L)(I)(T)(E) .....	"Lotus" BOD160
A/B	Door handle lock/keys Elan S3/early 2+2 L/H pre 68 .....	BOD161
A/B	Door handle inc. lock/keys Elan S3/early 2+2 R/H pre 68 .....	BOD162
A/B/C	Door lock shut face fit L/H models 1969 on .....	BOD163
A/B/C	Door lock shut face fit R/H models 1969 on .....	BOD164
A/B/C	Door handle exterior L/H models 1969 on .....	BOD165
A/B/C	Door handle exterior R/H models 1969 on .....	BOD166
A/C	Lock for bonnet/boot Europa also does S1/S2 Elan boot .....	BOD167
A/B/C	Door exterior private locks models 1969 on .....	BOD168
A	Boot lock mech in/outer S4 models .....	BOD169
A/B/C/D/E	Door lock remote control rod "clips" .....	BOD170
A/B/C/D/E	Door lock remote control wire per metre .....	BOD171
A/B/C/D/E	Interior handle L/H model 1969 on .....	BOD172
A/B/C/D/E	Interior handle R/H models 1969 on .....	BOD173
A/B/C	Stricker plate to suit door lock models 1969 on .....	BOD174
A/B	Clip retains sill chrome strip on SE Elan also chrome strip on door of 2+2 .....	BOD175
A	Hood storage instructions sticker .....	BOD176
D/E	Door seal goes round aperture .....	BOD177
D	Body finisher "stick on type" .....	"Lotus" BOD178
D/E	Body finisher "U section push on type" .....	"Lotus" BOD179
D	Screen front tinted .....	BOD180
B/C/D/E	Screen bonding kit .....	BOD181
A	Hood tray S3/S4 Elans .....	"Lotus" BOD182
A	Alloy finisher on to hood tray S3/S4 .....	"Lotus" BOD183
A	Hood frame S3/S4 .....	"Lotus" BOD184
A	Alloy "hood grip" finisher S3/S4 .....	"Lotus" BOD185
A	Door seal "end cap finisher" S3/S4 .....	"Lotus" BOD186
A	"Twin screws" bolts hood tray to alloy strip .....	"Lotus" BOD187
A	Screen frame surround for drop head .....	"Lotus" BOD188
A	Screen tension assembly S1/S2/S3/S4 .....	"Lotus" BOD189
D	Door pivot "bushes" .....	"Lotus" BOD194







Replacement Parts for:

# ENGINE

A = Elan S1/to/Sprint (Baby), B = 2+2, C = Europa, D = Elite/Eclat, E = Esprit.

Model Code	Product Description	Part Code
A	Bottom gasket set early S1/S2/S3 twincam 1558cc .....	ENG1
A/B/C	Bottom gasket set S4/2+2/Europa twincam 1558cc .....	ENG2
A/B/C	Top gasket set .....	ENG3
A/B/C	Cam cover cork gasket twincam 1558cc .....	ENG4
A/B/C	Timing case backplate gasket "paper" twincam 1558cc .....	ENG5
A/B/C/D/E	Cam cover bolt seal - vastley superior to copper washers .....	"Lotus" ENG6
A/B	Headlamp non return valve goes on inlet manifold .....	ENG7
A/B/C	Time chain "plunger" twincam 1558cc .....	"Lotus" ENG8
A/B/C	Time chain "spring" twincam 1558cc .....	"Lotus" ENG9
A/B/C	Round grommet for breather pipe twincam 1558cc .....	"Lotus" ENG10
A/B/C	Right angle breather grommet twincam 1558cc .....	"Lotus" ENG11
A/B/C	Bore plug (rubber 1/2 moon) for head twincam 1558cc .....	"Lotus" ENG12
A/B/C	Main bearings std. (set) twincam 1558cc .....	ENG13
A/B/C	Main bearings 10's (set) twincam 1558cc .....	ENG14
A/B/C	Main bearings 20's (set) twincam 1558cc .....	ENG15
A/B/C	Main bearings 30's (set) twincam 1558cc .....	ENG16
A/B/C	Big end bearings std. (set) twincam 1558cc .....	ENG17
A/B/C	Big end bearings 10's (set) twincam 1558cc .....	ENG18
A/B/C	Big end bearings 20's (set) twincam 1558cc .....	ENG19
A/B/C	Big end bearings 30's (set) twincam 1558cc .....	ENG20
A/B/C	Thrust washers (set) twincam 1558cc .....	ENG21
A/B/C	Cam bearings (set) twincam 1558cc .....	ENG22
A/B/C	Piston ring set std. Powermax twincam 1558cc .....	ENG23
A/B/C	Piston ring set 0.20's Powermax twincam 1558cc .....	ENG24
A/B/C	Piston ring set 0.30's Powermax twincam 1558cc .....	ENG25
A/B/C	Piston ring set 0.40's Powermax twincam 1558cc .....	ENG26
A/B/C	Piston ring set 0.60's twincam 1558cc .....	ENG27
A/B/C	Inlet valves std. twincam 1558cc .....	ENG28
A/B/C	Exhaust valves std. twincam 1558cc .....	ENG29
A/B/C	Inlet "big valve" twincam 1558cc .....	"Lotus" ENG30
A/B/C	Valve springs complete (set) in/outer's twincam 1558cc .....	ENG31
A/B/C	Valve guides inlet twincam 1558cc .....	ENG32
A/B/C	Valve guides exhaust twincam 1558cc .....	ENG33
A/B/C	Crankshaft sprockets twincam 1558cc .....	ENG34
A/B/C	Crankshaft pulley (turned steel) twincam 1558cc .....	ENG35
A/B/C	Timing chain twincam 1558cc .....	ENG36
A/B/C	Timing chain slip plate twincam 1558cc .....	ENG37
A/B/C	Front crankshaft oil seal twincam 1558cc .....	ENG38
A/B/C	Rear crankshaft oil seal twincam 1558cc .....	ENG39
A/B/C	Oil pump twincam 1558cc .....	ENG41
A/B/C	Oil filter paper type twincam 1558cc .....	ENG42
A/B/C	Oil filter screw on can type twincam 1558cc .....	ENG43
A/B/C	Petrol pump unit twincam 1558cc .....	ENG44
A/B/C	Petrol pump overhaul kit twincam 1558cc .....	ENG45
A/B/C	Water pump kit basic now with free instructions twincam 1558cc .....	ENG46
A/B	Fan belt for dynamo version twincam 1558cc .....	ENG47
A/B	Fan belt for alternator version twincam 1558cc .....	ENG48
C	Fan belt (water pump) Europa .....	ENG49
A/B/C	Ring gear twincam 1558cc .....	ENG50
A/B/C/D/E	Core plugs 3/4" and 1" state size required .....	ENG51
A/B/C/D/E	Oil filler cap three eared .....	"Lotus" ENG52
A/B/C/D/E	Oil filler cap seal .....	"Lotus" ENG53
	<b>Spark plugs see ELC38 and ELC39</b>	
A/B/C	Rubber breather tube block to head twincam 1558cc .....	"Lotus" ENG58



## ENGINE (Replacement parts)

A = Elan S1/to/Sprint (Baby), B = 2+2, C = Europa, D = Elite/Eclat, E = Esprit.

Model Code	Production Description	Part Code
A/B/C	Water pump "O" ring carrier twincam 1558cc .....	"Lotus" ENG59
A/B/C	Water pump "O" rings twincam 1558cc .....	ENG60
A/B/C	Oil pump up rate kit twincam 1558cc .....	ENG61
A/B	Camshafts Sprint spec. twincam 1558cc .....	ENG62
B	Manifold take off union twincam 1558cc .....	ENG63
A/B	Spacer tube for engine mounts .....	ENG64
A/B	Timing case "water pump" housing twincam 1558cc .....	"Lotus" ENG65
A/B	Alternator adjuster bracket twincam 1558cc .....	"Lotus" ENG66
A/B	Conversion set "bottom gasket full set" early twincam 1558cc .....	ENG67
A/B/C	Conversion set "bottom gasket full set" late twincam 1558cc .....	ENG69
A/B/C	Camshaft sprocket exhaust twincam 1558cc .....	"Lotus" ENG70
A/B/C	Valve spring retainer cap twincam 1558cc .....	"Lotus" ENG71
A/B/C	Clip holds clutch fork to bearing twincam 1558cc .....	ENG72
A/B/C	Powermax pistons (4) (1 set) twincam 1558cc 20's .....	ENG73
A/B/C	Powermax pistons (4) (1 set) twincam 1558cc 40's .....	ENG74
D	Core plugs 907 engine .....	"Lotus" ENG75
D/E	Timing belt tensioner assembly 907 engine auto.adj.type .....	"Lotus" ENG76
D/E	Camshaft rear oil seal 907 engine .....	"Lotus" ENG77
D/E	Valve guides inlet/exhaust 907 engine .....	"Lotus" ENG78
A/B/C	Pin "timing sprocket nut" twincam 1558cc .....	"Lotus" ENG79
A/B/C	Pin "timing chain tensioner pivot pin" twincam 1558cc .....	"Lotus" ENG80
D/E	Head gasket 907 2 litre engine .....	"Lotus" ENG82
D/E	Cam cover gasket 907 engine .....	"Lotus" ENG83
D/E	Timing belt 907 engine .....	ENG84
D/E	Cam housing gasket 907 engine .....	"Lotus" ENG85
D/E	Sump gasket 907 engine .....	"Lotus" ENG86
D/E	Water pump rebuilt unit exchange 907 engine .....	ENG87
D	Alternator to water pump "belt" 907 engine .....	"Lotus" ENG88
D/E	Exhaust valve 907 2 litre engine .....	"Lotus" ENG90
D/E	Inlet valve 907 2 litre engine .....	"Lotus" ENG91
D/E	Head gasket set 907 2 litre .....	"Lotus" ENG92
A/B/C	Cam buckets "camfollower" twincam 1558cc .....	"Lotus" ENG93
D/E	Timing belt tensioner bearing .....	ENG94
A/B/C	Pistons Powermax 30's twincam 1558cc (4 off) .....	ENG95
C	Piston ring set std. Europa Renault S2 (set) .....	ENG96
D/E	Oil filter 907 engine .....	ENG97
A/B/C	Valve seat "Sprint inlet" twincam 1558cc .....	"Lotus" ENG98
A/B/C	Adjusting screw for timing chain tension twincam 1558cc .....	"Lotus" ENG99
A/B/C	Gasket oil pump to block twincam 1558cc .....	ENG100
A	Gasket for petrol tank sender .....	ENG101
A/B/C	Washer for valve spring seat twincam 1558cc .....	ENG102
A/B/C	Stud cam bearing cap to cylinder head twincam 1558cc .....	"Lotus" ENG103
D	Fan belt - power steering .....	ENG104
A/B/C	Pistons Powermax std. twincam 1558cc (4 off) .....	ENG105
A/B/C	Stud "camcover to head" twincam 1558cc .....	"Lotus" ENG106
A/B/C	Bolt flywheel to crankshaft twincam 1558cc .....	"Lotus" ENG107
A/B/C	Collet "valve collet" twincam 1558cc .....	ENG108
A/B/C	Valve seat exhaust std. twincam 1558cc .....	ENG109
A/B/C	Valve seat inlet std. twincam 1558cc .....	ENG110
D	Fan belt "air conditioning" 907 engine .....	"Lotus" ENG111
A/B/C	Bolt "cylinder head bolt" twincam 1558cc .....	"Lotus" ENG112
C	Full engine gasket set Renault engine .....	ENG113
C	Head gasket set Renault engine .....	ENG114
A/B/C	Gasket head to t/case "cork" twincam 1558cc .....	ENG115
C	Piston and liner set (4) Renault engines .....	ENG116
A/B/C	Inlet camshaft sprocket does jackshaft also twincam 1558cc .....	ENG117



# ENGINE (Replacement parts)

A = Elan S1/to/sprint (Baby), B = 2+2, C = Europa, D = Elite/Eclat, E = Esprit.

Model Code	Production Description	Part Code
A/B	Oil cooler kit twincam 1558cc .....	ENG119
A/B/C	Oil pick-up pipe complete assembly twincam 1558cc .....	ENG120
D/E	Piston and liner 907 2 litre engine ....."Lotus"	ENG121
D/E	Piston ring set 907 2 litre engine ....."Lotus"	ENG122
E	Oil cooler pipe "inlet" ....."Lotus"	ENG123
E	Oil cooler pipe outlet ....."Lotus"	ENG124
A/B/C	Big end bolts twincam 1558cc .....	ENG125
A/B/C	Valve guide retain "circlips" twincam ....."Lotus"	ENG126
A/B/C	Jackshaft sprocket "tab washer" twincam 1558cc ....."Lotus"	ENG127
D	Crankshaft pulley single type others available ....."Lotus"	ENG128
A/B/C	"Sprocket" for timing chain tensioner twincam 1558cc ....."Lotus"	ENG129
A/B/C	Jackshaft retain plate twincam 1558cc ....."Lotus"	ENG130
A/B/C	Con rods with bolts twincam 1558cc Mk. II ....."Lotus"	ENG131
A/B/C	Water pump capsule fitting type twincam 1558cc .....	ENG132
D/E	Timing belt tensioner overhaul kit 907 engine ....."Lotus"	ENG133
D/E	Camshaft pulley inlet/exhaust 907 engine ....."Lotus"	ENG134
A/B/C	Head gasket twincam 1558cc .....	ENG135
A/B/C	Small end bushes for t/cam 1558cc .....	ENG136
C	Oil seal for inlet camshaft ....."Lotus"	ENG137

Complete range of head shims stocked from 60 thou. - 150 thou. 0.50p each.

Engines 907 and twincam 1558cc also gearbox 4/5 speed rebuilds to the highest specification from standard to full race available on exchange or your unit rebuilt - collection no problem. (Ask for service department).

Enormous range of secondhand 907/twincam 1558cc blocks, cranks, flywheels, heads, gearboxes etc, (Ask for parts department if the part you require is not listed please ask).

## Replacement Parts for:

**GEARBOX** Full range of parts available - too much to list. Please write or telephone your requirements.


"Coming in soon Elan/2+2 5 speed conversion, complete kit."

Photo 19




A - ENG69  
B - ENG3

Photo 20



A - ENG112	H - ENG103	O - ENG110	V - ENG30
B - CO8	I - ENG106	P - ENG53	W - ENG31
C - ENG80	J - ENG6	Q - ENG52	X - ENG108
D - ENG58	K - ENG11	R - ENG117	Y - ENG62
E - ENG79	L - ENG10	S - ENG70	Z - ENG33
F - ENG 129	M - CO28	T - ENG93	A2 - ENG32
G - EXH3	N - ENG109	U - ENG29	B2 - ENG22

Photo 21



A - ENG65	F - ENG51	K - ENG36	P - ENG13	U - ENG44	Z - ENG107
B - ENG46	G - ENG127	L - ENG8	Q - ENG21	V - ENG43	A1 - ENG41
C - ENG60	H - ENG64	M - ENG9	R - ENG17	W - ELC1	
D - ENG59	I - ENG130	N - ENG34	S - ENG131	X - ENG50	
E - ENG35	J - ENG66	O - ENG37	T - ENG105	Y - ENG120	



Replacement Parts for:

# COOLING

A 4 Elan S1/to/Sprint (Baby), B = 2+2, C = Europa, D = Elite/Eclat, E = Esprit.

Model Code	Product Description	Part Code
A/B	Upper radiator hose twincam 1558cc .....	CO1
A/B	Lower radiator hose twincam 1558cc .....	"Lotus" CO2
A/B/C	Thermostat 88°C .....	CO3
A/B/C/D/E	Radiator cap 7lbs .....	CO4
A/B/C/D/E	Radiator cap 10lbs .....	CO5
A/B	Kenlow electric complete, twincam 1558cc .....	CO6
A/B/C/D/E	Kenlow variable sender kit " all" .....	CO7
A/B/C	Cylinder head heater valve twincam 1558cc .....	CO8
A/B/C/D/E	Heater hose 1/2" bore per mtr. ....	CO9
A/B	Kenlow fan blades twincam 1558cc .....	CO10
D	Thermostat housing 907 engine .....	"Lotus" CO11
D	Hose pump to inlet manifold .....	"Lotus" CO12
D	Hose bottom .....	"Lotus" CO13
D	Hose bottom with take off pipe .....	"Lotus" CO14
D	Hose radiator top to water pipe .....	"Lotus" CO15
D	Hose header tank to engine .....	"Lotus" CO16
E	Radiator S1/S2/S3 please state .....	"Lotus" CO17
A/B	Radiator 3 core heavy duty .....	CO19
D	Radiator "copper core" type .....	CO20
D	Hose pipe to pump .....	"Lotus" CO21
A/B/C/D/E	Otter switch push in rad type .....	CO22
A/B/C/D/E	Otter switch "sealing grommet" .....	CO23
A/B/C	Thermostat housing cover with electric fan sender .....	CO24
A/B/D	Radiator fan motor "Smiths" .....	"Lotus" CO25
E	Sandwich plate "for oil cooler" .....	"Lotus" CO26
C	Europa cooling transfer pipe rad to pump .....	"Lotus" CO27
B/D/E	Temp gauge "sender" screws into head .....	CO28
A/B	Kenlow fan (motor) .....	CO29
C	Top radiator hose .....	"Lotus" CO30
C	Bottom radiator hose .....	"Lotus" CO31

If the part you require is not listed please ask.  
 Europa owners. Full radiator O'haul service now available.

Photo 22



- A - CO2    E - CO5    I - CO23    M - CO15
- B - CO1    F - CO11    J - CO12
- C - CO8    G - CO28    K - CO14
- D - CO3    H - CO22    L - CO13

Photo 23



- A - CO19
- B - CO20
- C - CO6





## Replacement Parts for:

# FUEL

A = Elan S1/to/Sprint (Baby), B = 2+2, C = Europa, D = Elite/Eclat, E = Esprit

Model Code	Product Description	Part Code
A	Fuel tank .....	"Lotus" FUE2
A	Fuel tank sender S1/S2/S3 O'haul service available for S4.....	"Lotus" FUE3
B/C	Fuel tank sender .....	FUE4
A/B/C/D/E	Fuel filler (rubber) seal to car body .....	"Lotus" FUE5
A/B/C	Fuel line pump to carbs Webber twincam 1558cc .....	FUE6
A/B/C	Webber 40 D.C.O.E carbs .....	FUE7
A/B/C/D/E	Webber 45 D.C.O.E carbs .....	FUE8
A/B/C	Webber 40 carb intake trumpets .....	FUE9
A/B/C	Webber 40 O'haul kit .....	FUE10
A/B/C	Throttle return spring .....	FUE11
A/B/C	Carb airbox unit Webber/dellortò. ....	FUE12
A/B/C	Airbox filter for above .....	FUE13
A/B/C	Carb spacer plate "O"ring 40 D.C.O.E Webbers .....	FUE14
A/B/C/D/E	Carb double coil thackery,washer .....	FUE15
A/B/C/D	Locking fuel filler cap "flip up type" original pattern .....	FUE17
A/B/C	Carb spacer plate 40 D.C.O.E. type .....	"Lotus" FUE21
A/B/C	Carb trumpet retain plate D.C.O.E. carbs .....	FUE22
D/E	45/48 D.C.O.E. Dellortò carbs.....	FUE23
A/B/C	40 D.C.O.E. Dellortò carbs .....	FUE24
A/B/C	40 Dellortoe air intake trumpet .....	FUE25
D/E	45's/48's Dellortoe trumpets .....	FUE26
D	"T"piece connector Elite fueline .....	"Lotus" FUE27
D/E	Fuel line (filter) .....	"Lotus" FUE28
D/E	Fuel braded line pump to carbs .....	"Lotus" FUE29
E	Air trunking airbox to filter .....	"Lotus" FUE32
D	Flame trap .....	"Lotus" FUE33
A/B/C/D	Air trunking airbox to filter .....	FUE34
D	Filler non R/T value .....	"Lotus" FUE35
A/B/C	Dellortoe 40 D.C.O.E (pump diaphragms) .....	FUE36
A/B/C	Dellortoe 40's (needle valve) .....	FUE37
D	Air box (backplate) for Webber Dellortò .....	"Lotus" FUE38
A/B/C	Webber air filter chome pancakes .....	FUE39
A/B/C/D/E	Octain booster .....	FUE41
A/B/C	Dellortoe 40 O'haul kit does both carbs .....	FUE42
D/E	Airbox (seal) backplate to cover .....	"Lotus" FUE43
A/B/C	Airbox and filter unit "fry pan type" goes inside body nosecone.....	FUE45
C	S1/S2 fuel tank .....	FUE46
D/E	Airbox front cover .....	"Lotus" FUE47
A/B/C	Air filter element (round original type) .....	FUE48
C	Europa twincam fuel tank R/H .....	FUE49
C	Europa twincam fuel tank L/H.....	FUE50

If the part you require is not listed please ask.





# Replacement Parts for: CLUTCH

A = Elan S1/to/Sprint (Baby), B = 2+2, C = Europa, D = Elite/Eclat, E = Esprit.

Modél Code	Product Description	Part Code
A/B	Clutch cover 4 speed twincam 1558cc engines .....	CLU1
A/B	Clutch plate 4 speed twincam 1558cc engines .....	CLU2
A/B	Clutch thrust bearing 4 speed twincam 1558cc engine .....	CLU3
B/C	Clutch cover 5 speed 2+2 S130 also Europa twincam all .....	CLU4
B/D	Clutch plate 5 speed 2+2 S130 and Elite 5 speed .....	CLU5
A/B	Clutch fork gator .....	CLU6
D	Thrust bearing .....	CLU7
D/E	Clutch cover Eclat 4/5 speed Elite 5 speed/Esprit S1/S2 .....	CLU8
A/B	Clutch fork arm 4/5 speed .....	CLU9
C	Clutch plate Europa twincam, Esprit S1/S2 .....	CLU10
E	Thrust bearing and adaptor Esprit S1/S2 ..... "Lotus"	CLU11
B/D/C	Thrust bearing S130 2+2 5 speed, Europa "all" twincam Eclat 4 speed .....	CLU13
A/B	Clutch spigot shaft bearing .....	CLU14
D	Eclat 4 speed clutch plate .....	CLU15

If the part you require is not listed please ask.

Photo 26



- A - CLU1
- B - CLU2
- C - CLU6
- D - CLU9
- E - ENG72
- F - CLU3



Replacement Parts for:

# INTERIOR

A = Elan S1/to/Sprint (Baby), B = 2+2, C = Europa, D = Elite/Eclat, E = Esprit.

Model Code	Product Description	Part Code
A	Dashboard S1 .....	INT1
A	Dashboard S2 (inc. cubbie lid/radio blank) R.H.D. ....	INT2
A	Dashboard S3 (inc. cubbie lid/radio blank) R.H.D. ....	INT3
A	Dashboard S4 (inc. cubbie lid/radio blank ) R.H.D. ....	INT4
B	Dashboard 2+2 early flip switch type 67 - 69 R.H.D. ....	INT5
B	Dashboard 2+2 rocker switch type 70 - 72 R.H.D. ....	INT6
B	Dashboard 2+2 S130 rocker switch centre fuse type 72-74 .....	INT7
	Dashboards possible in left hand drive form.	
A	Underdash wiring cover trims LH/RH S3/S4 .....	INT8
B	Carpet set "full" Interior in black .....	INT10
A	Carpet set "full" interior in black .....	INT11
B	Carpet set "full" interior in oatmeal best quality. ....	INT12
A	Carpet "footwells" pair in black .....	INT13
B	Carpet "footwells" pair in black .....	INT14
B	Carpet "footwells" pair in oatmeal .....	INT15
A	Hood S1/S2 leather cloth, fasteners see INT18/19/BOD2 .....	INT16
A	Hood S3/S4 leather cloth, fasteners see INT18/19/BOD2 .....	INT17
A	Female tanax fasteners for hoods/tonneaus .....	INT18
A	Male tanax studs for above .....	INT19
B	Boot carpet "black" leather cloth edged .....	INT20
A	Boot carpet "black" leather cloth edged .....	INT21
A	Crash pad S4 late and Sprint will fit S3 .....	INT23
A/B/C	Window felt strip 2 metre length goes either side of glass .....	INT24
A/B/C	Window felt retaining clip .....	INT25
A	Tonneau cover S3/S4 R.H.D. fasteners see INT18/19/BOD 2 .....	INT26
A	Tonneau cover S1/S2 R.H.D. fasteners see INT18/19/BOD2 .....	INT27
B	Grill for front nose air intake .....	"Lotus" INT28
A	Grill for front nose cone air intake .....	"Lotus" INT29
A/B	Window runner "felt" goes inside frame .....	INT30
A	Bumper chrome plastic strip - goes between front bumper and body .....	INT31
B/D/E	Gear lever knob (5 speed) .....	"Lotus" INT32
A/B/C	Chrome plastic filler for windscreen rubber for late 2+2/Europa see BOD196 .....	INT33
A	Gear lever round grommet .....	INT34
B/C	Gear lever square grommet .....	INT35
A/B	Bonnet spring hooks round rack type S3/S4 .....	"Lotus" INT36
A/B/C/D/E	Dashboard decal (transfer) set all models .....	INT37
A	Door trim panel covers inc. carpet LH/RH S3 .....	INT39
A	Centre console "trim pad" S1/S2/S3 .....	INT40
A	Door trim panel covers inc. carpet LH/RH S4 .....	INT41
A	Seat re-trim kit inc. padding (pair) S4/Sprint .....	INT42
A	Seat re-trim kit inc. padding (pair) S1/S2/S3 .....	INT43
C	Ashtray (Centre of dash fitting) .....	INT46
C	Dashboard S2/twincam .....	INT47
C	Carpets "footwells" in black pair Europa .....	INT48
C	Carpets for footwells in oatmeal LH/RH pair .....	INT49
C	Carpet full set in oatmeal .....	INT50
A	Crash pad S1/S2.....	INT51
B	Glove box interior 2+2 L.H.D. ....	"Lotus" INT52
A	Bezel (insert) outer choke/heater cable on dash .....	"Lotus" INT53
A	Bezel (insert) inner choke/heater cable on dash .....	"Lotus" INT54
A	Carpet full set oatmeal .....	INT55
C	Carpet full set black .....	INT56
A/B/C/D/E	Gear knob "wooden" self cutting thread .....	INT57
A	Tonneau ¼ cover S3/S4 fasteners see INT18 .....	INT58
A	Tonneau cover L.H.D. S3/S4 fasteners see INT18/19 .....	INT59



# INTERIOR (Replacement parts)

A = Elan S1/to/Sprint (Baby), B = 2+2, C = Europa, D = Elite/Eclat, E = Esprit.

Model Code	Product Description	Part Code
A	Tonneau cover L.H.D. S1/S2 fasteners see INT18/19 .....	INT60
A/B	Gear knob round original type 4 speed models .....	INT61
A	Rear Q/T panel L/H S4 .....	"Lotus" INT63
A	Rear Q/T panel R/H S4 .....	"Lotus" INT64
A/B/C	Interior mirror .....	INT66
D	Footwell carpets in brown (pair L/H, R/H) .....	INT68
A	Bootwell boards (pair L/H, R/H) .....	INT69
A	Underdash trim screw hole cover "studs" .....	"Lotus" INT70
A	Gear knob early "tear drop" type .....	INT74
A	Headlining S3/S4 .....	INT75
B	Headlining 2+2 early non perforated type .....	INT76
B	Headlining 2+2 late perforated type .....	INT77
A	Bonnet Spring two per car S1/S2 .....	"Lotus" INT78
	Seat belt kits coming soon - please enquire.	

S3/S4 oatmeal leather cloth interior conversion now available from C.N.S. Price £294.24 plus V.A.T. Work includes recovering of two seats, 1 centre console, 1 crash pad - all dash under and side trims, 2 door panels, 1 rear panel cover on F.H.C's, 1 full interior oatmeal carpet set and all types of trim repairs no problem any model.

If the part you require is not listed please ask.

Photo 27



- A - INT23
- B - INT4
- C - INT8
- D - INT37

Photo 29




- A - INT51
- B - INT24
- C - INT30
- D - INT28
- E - INT29

Photo 30



- A - INT46
- B - INT66
- C - INT35
- D - INT34
- E - INT78
- F - INT36
- G - INT57
- H - INT32
- I - INT74
- J - INT61
- K - INT25
- L - INT70
- M - INT18
- N - INT19
- O - INT53

Photo 28



- A - INT42
- B - INT11
- C - INT55
- D - INT41
- E - INT17
- F - INT15
- G - INT13
- H - INT40
- I - INT75

Photo 31



Example of oatmeal retrim fitted to Elan which was converted by CNS from fixhead to drop head coupe



Replacement parts for:

# STEERING

A = Elan S1/to/Sprint (Baby), B = 2+2, C = Europa, D = Elite/Eclat, E = Esprit.

Model	Product Description	Part Code
A/B	Steering rack exchange .....	STE1
A/B/C	Steering rack "gator" O/S R/H .....	STE2
A/B/C	Steering rack "gator" N/S L/H .....	STE3
A/B	Steering rack "clamp" .....	STE4
A/B	Steering rack clamp "rubber bush" .....	STE5
A/B/C	Steering rack "shims" .....	"Lotus" STE6
A/B/C	Steering rack to column "coupling joint" .....	STE7
B	Steering wheel with boss .....	STE8
D	Steering rack Elite non power assis. type .....	"Lotus" STE9
C	Steering rack Europa .....	STE10
A/B	Steering rack clamp all alloy .....	STE11
A/C	Steering "wheel" with boss .....	STE12
D	Steering column lower "U/J" manual steering only .....	STE13
A/B	Steering column inner "shaft" to "U/J" .....	STE14
A/B/C	Steering wheel "boss" for STE8/STE12 .....	STE15
A/B/C	Steering "lock combined ignition unit" .....	STE17
A/B/C	Steering column "bush" S1/S2/S3/S4 early 2+2 .....	STE18
D	Steering column upper "U/J" also does power rack lower .....	STE19
D	Power steering rack overhauled .....	STE20

If the part you require is not listed please ask.

Photo 32



- A - STE9
- B - STE1
- C - STE19
- D - STE13
- E - STE7
- F - STE11
- G - STE6
- H - STE5

Photo 33



- A - STE12
- B - STE15
- C - AC3



# Replacement Parts for: WHEELS


A = Elan S3/to/Sprint (Baby), B = 2+2, C = Europa, D = Elite/Eclat, E = Esprit.

Model Code	Product Description	Part Code
B	New alloy wheels K/O exchange, outright poss. ....	WH1
A/B	Wheel "stud" 5 per Hub ..... "Lotus"	WH2
B	Chrome wheel bands ..... "Lotus"	WH3
A	Chrome wheel bands O/E type ..... "Lotus"	WH4
A/B	Hex wheel nut "spanner" ..... "Lotus"	WH5
A/B	Hex wheel "nut" spinner L/H ..... "Lotus"	WH6
A/B	Three eared spinner L/H ..... "Lotus"	WH7
A/B	Hex wheel "nut" spinner R/H ..... "Lotus"	WH8
A/B	Three eared spinner R/H ..... "Lotus"	WH9
A/C	Hub caps ..... "Lotus"	WH10
D	Elite hub cap ..... "Lotus"	WH11
A	Compomotive split rim alloy K/O wheels S3/S4 .....	WH12
C	Wheel "nuts" for alloy wheels on Europa ..... "Lotus"	WH13
B	Compomotive split rim alloy K/O wheels 2+2 .....	WH14
D	Dunlop 70 series when available .....	WH15
C	Europa wheel centre "motive" ..... "Lotus"	WH16
C	Europa wheel motive "holder" ..... "Lotus"	WH17
B	2+2 steel wheels trued/beed blasted/stoved on exchange .....	WH18
B	Second hand 2+2 alloys .....	WH19
E	Compomotive split rim wheels set of 4 turbo pattern Esprit all models.....	WH20
A/C	Wheel studs for Europa/Elan with bolt on wheels ..... "Lotus"	WH21
D	Wheel studs front/rear Elite/Eclat ..... "Lotus"	WH22

Large selection of second hand steel and Alloys for all models 1970-1982 Eg. 2+2 second hand Alloys £14.00 Elite Alloys £20.00 bead blasting and polishing service also ask for service department.

If the part you require is not listed please ask.

Photo 34



- A - WH15
- B - WH18
- C - WH12
- D - WH1

Photo 35



- A - WH4
- B - WH8
- C - WH9
- D - WH21
- E - WH2
- F - WH17
- G - WH16
- H - WH11



Replacement Parts for:

# BRAKES AND HYDRAULICS

A = Elan S1/to/Sprint (Baby), B = 2+2, C = Europa, D = Elite/Eclat, E = Esprit.

Model Code	Product Description	Part Code
A	Brake flexible hose "rear" S1 to S4/sprint .....	BRA1
A	Brake flexible hose front S1 to S4/ .....	BRA2A
A	Brake flexible hose front S4 sprint only .....	BRA2B
B	Brake flexible hose 2+2 (same front as rear) .....	BRA3
A/B/C	Banjo bolt .....	BRA4
A/B/C	Banjo for flex brake hose "Brass" .....	BRA5
B	Caliper ("piston") for early 2+2 calipers pre 69 .....	BRA6
B	Caliper ("piston") (O'haul seal kit) does both calipers for above .....	BRA7
B	Caliper ("piston") front late 2+2 1969-on .....	BRA8
B	Calipers O'haul seal kit for both calipers late for above .....	BRA9
A/C	Calipers ("piston") front .....	BRA10
A/C	Caliper O'haul seal kit for above .....	BRA11
A/B	Rear caliper "piston" 1/4 and 2+2 see BRA92 also .....	BRA12
A/B	Rear calipers O'haul seal kit .....	BRA13
A/B/C/D/E	Male brake pipe ends .....	BRA14
A/B/C/D/E	Female brake pipe ends .....	BRA15
A	Servo O'haul kit SES4/sprints .....	BRA16
C	Servo O'haul kit Europa twincam and S2 .....	BRA17
A	Servo O'haul kit S2/S3/S4 early type .....	BRA18
B	Servo O'haul kit early 2+2 67-69 late see BRA50 .....	BRA19
A	Servo unit S1 to sprint .....	BRA20
A/B	Brake master cylinder U.K. spec .....	BRA21
B	Brake master cylinder 2+2 .....	see BRA21
B	Brake master overhaul kit 2+2 .....	BRA23
A	Brake master overhaul kit 1 to Sprint .....	BRA24
B	Brake front pads (set of 4) 2+2 .....	BRA25
A/B	Brake pads rear (set of 4) 2+2/1 to 4/Sprint .....	BRA26
A/C	Brake pads front (set of 4) 1 to 4/Sprint/Europa .....	BRA27
B	Front disc 2+2 .....	BRA28
A/C	Front disc 1 to 4/Sprint/Europa .....	BRA29
A/B	Rear disc 1 to 4/Sprint/2+2 .....	BRA30
A	Clutch master cylinder 1 to 4 models .....	BRA31
A/B/E	Clutch master cylinder overhaul kit 1/4*2+2 Esprit upto 1977.....	BRA32
B	Clutch master cylinder 2+2 .....	BRA33
A/B	Clutch slave cylinder 1/4/2+2 .....	BRA34
A/B	Clutch slave overhaul kit .....	BRA35
A/B/C/D/E	Brake pipe retain clips (plastic) to chassis .....	BRA36
A/C	Brake pad retain pins front 1/4/Europa .....	BRA37
A	Hand brake tree (rear chassis swivel) S1 to 4 .....	BRA38
B	Hand brake tree (rear chassis swivel) 2+2 .....	BRA39
A/B	Hand brake "eye bolt" for adjustment of pads .....	BRA40
A/B	Handbrake pad retaining pins .....	BRA41
A/B	Handbrake adjustment nut .....	BRA42
A/B	Handbrake pads (set of 4) exchange .....	BRA43
A/B	Clutch hydraulic pipe clutch master cylinder to slave .....	BRA44
A	Hand brake rods (1 pair L/H R/H) .....	BRA45
B	Servo 2+2 1972 on .....	BRA46
B	Servo 2+2 1969-1972 .....	BRA47
D	Front disc Elite 1974 on .....	"Lotus" BRA48
A/B	Brake pad retain pins (rear 1/4) (2+2 front and rear) .....	BRA49
B	Servo overhaul kit late 2+2 1972 on .....	BRA50
B	Hand brake rods (1 pair L/H R/H) .....	BRA51
C	Brake adjuster for Europa rear drum .....	BRA52
C	Brake hose front S1 to twincam Europa .....	BRA53
C	Wheel cylinder overhaul kit for above rear drum not special see BRA103.....	BRA54



# BRAKES AND HYDRAULICS (Replacement parts)

A = Elan S1/to/sprint (Baby), B = 2+2, C = Europa, D = Elite/Eclat, E = Esprit.

Model Code	Product Description	Part Code
D	Front caliper overhaul kit "seals" does both .....	BRA55
D	Caliper piston (large type) front .....	BRA56
D	Brake hose front .....	BRA57
D	Brake shoe set (4) .....	BRA58
D/E	Front brake pads (4) Esprit 83 models same as Elite .....	BRA59
C	Brake shoe set (4) Europa S1/S2 twincam not Special .....	BRA60
C	Brake master overhaul kit (not tandem type) .....	BRA61
A/B	Handbrake caliper return spring .....	BRA62
D	Wheel cylinder for rear drum .....	BRA63
D	Caliper piston front "small one" .....	BRA64
D	Brake master cylinder .....	BRA65
A/B/C/D/E	Servo adaptor plug .....	BRA66
A	Brake hose set (4) Aeroquip steel braided front/rear .....	BRA67
A	Brake hose set (4) Aeroquip steel braided Sprint models .....	BRA68
B	Brake hose set (4) Aeroquip steel braided 2+2 .....	BRA69
C	Europa rear brake hose .....	BRA70
A/B	Hand brake claw "swivel pins" .....	BRA71
A/B/C/D/E	Copper conifer brake pipe 25 feet roll .....	BRA72
E	Brake pads (4) for rear caliper .....	BRA73
D	Rear wheel cylinder overhaul kit .....	BRA75
B	Front caliper 2+2 O/Side R/H front .....	BRA78
B	Front caliper 2+2 N/Side L/H front .....	BRA79
C	Wheel cylinder for rear drum S1/S2/TC not special .....	BRA81
A	Front caliper S2/S3/S4/Sprint O/Side L/H .....	BRA82
A	Front caliper S2/S3/S4/Sprint O/Side R/H .....	BRA83
A	Handbrake lever assembly R/H drive type .....	"Lotus" BRA84
A	Handbrake lever assembly L/H drive type .....	"Lotus" BRA85
A/B/C/D/E	Bleed screws for caliper .....	BRA86
A/B/C/D/E	Brake pin retain pin "clips" .....	BRA87
B	Brake master cylinder tandem 2+2 federal spec. ....	BRA88
C	Brake shoes Europa Special type (1 set of 4) .....	BRA89
C	Brake master cylinder S2/twincam/Special non tandem type .....	BRA90
A/B	Rear caliper pistons "stainless steel" .....	BRA92
A/B	"Sovy" device (brake master cylinder reservoir) .....	BRA93
A/B	Rear caliper S1/S2/S3/S4/ Sprint/2+2 N/S rebuilt (Exchange) .....	BRA94
A/B	Rear caliper S1/S2/S3/S4/ Sprint/2+2 O/S rebuilt (Exchange) .....	BRA95
C	Brake master cylinder tandem US spec. type .....	BRA97
E	Clutch master cylinder up to 1977 .....	BRA98
C	Brake drum S1/S2/twincam/not special .....	BRA99
A/B/C/D/E	Brake/clutch hydraulic fluid 250 ml. tin .....	BRA100
A/B	Clevis pins for handbrake rods state small or large .....	BRA101
A/B	Hand brake caliper "spring clip" for adjusting nut .....	BRA102
C	Wheel cylinder o'haul kit for rear drum "special models" .....	BRA103
D/E	Brake master cylinder o'haul kit .....	BRA104
D/E	Servo o'haul kit Esprit S3 models not S1/S2 .....	BRA105
E	Clutch master cylinder o'haul kit 1977 onwards .....	BRA106
D	Wheel cylinder o'haul kit Eclat models only .....	BRA107
E	Brake pad set(4) early type S1/S2 models .....	BRA108
A/B/C/D/E	Three way brake pipe "union" .....	BRA109

Please note: Some brake fluids produced overseas are only compatible with synthetic rubber products and it is strongly recommended that only Girling or Lockhead fluid should be used in your brake system.

Brake pipes made to order please state length required and type of fitting at each end i.e. male or female ends

If the part you require is not listed please ask.



Photo 36




- A - BRA2A    E - BRA69    I - BRA92
- B - BRA3    F - BRA60    J - BRA13
- C - BRA27    G - BRA8
- D - BRA26    H - BRA9

Photo 38




- A - BRA30    E - BRA48
- B - BRA99
- C - BRA29
- D - BRA28

Photo 40




- A - BRA88    E - BRA31
- B - BRA97    F - BRA65
- C - BRA21
- D - BRA34

Photo 37



- A - BRA20    E - BRA50
- B - BRA46
- C - BRA84
- D - BRA44

Photo 39



- A - BRA94    E - BRA87    I - BRA43    M - BRA26
- B - BRA95    F - BRA71    J - BRA42    N - BRA45
- C - BRA86    G - BRA40    K - BRA92
- D - BRA49    H - BRA62    L - BRA13



Replacement Parts for:

# FRONT SUSPENSION

A = Elan S1/to/Sprint (Baby), B = 2+2, C = Europa, D = Elite/Eclat, E = Esprit.

Model Code	Product Description	Part Code
A	Shock absorber with all bushes/spring (built up) .....	FS3
A/C	Wheel bearings (early) pair does S1/S2/S3 and all Europa .....	FS4
A/B/C/D/E	Top ball joints all models also fit Esprit S3 .....	FS5
A/B/C/D/E	Trunion overhaul kit all models also fit Esprit S3 .....	FS6
B	Front shocker "spring" all 2+2 .....	FS7
B	Wishbone lower less bush 2+2 .....	"Lotus" FS8
A	Wishbone lower less bush 1/4 models .....	"Lotus" FS9
A	Wishbone upper less bush 1/4 models .....	"Lotus" FS10
B	Wishbone upper less bush 2+2 .....	"Lotus" FS11
	For wishbone bushes for above see CH7	
A/B/D/E	Wheel bearings "pair" S4/2+2/Elite Esprit S3 models also .....	FS12
A	Anti-roll bar S1/S2/S3/S4 inc. Sprint .....	"Lotus" FS13
B	Anti-roll bar 2+2 all models .....	"Lotus" FS14
B	Shock absorber 2+2 with all bushes less spring .....	FS15
A/B	Anti-roll bar "link" to chassis R/H .....	"Lotus" FS16
A/B	Anti-roll bar "link" to chassis L/H .....	"Lotus" FS17
A/C	Upright vertical link R/H S1/S2/S3/Europa all .....	FS18
A/C	Upright vertical link L/H S1/S2/S3/Europa all .....	FS19
A/B/D/E	Upright vertical link R/H S4/Sprint/2+2/Esprit S3 models/Elite all .....	FS20
A/B/D/E	Upright vertical link L/H S4/Sprint/2+2/Esprit S3 models/Elite all .....	FS21
A/B/D/E	"Stub axle" for upright S4/Sprint/2+2/Esprit S3 models/Elite all .....	FS22
A/C	"Stub axle" for upright S1/S2/S3/Europa all .....	FS23
A/B/C/D/E	Brass trunion for upright L/H/Esprit S3 models/Elite all .....	FS24
A/B/C/D/E	Brass trunion for upright R/H/Esprit S3 models/Elite all .....	FS25
A/B/C/D/E	Grease nipples for uprights .....	FS26
A/B/C	Track rod ends S1 to 4/Europa .....	FS27
A/B/C/D/E	Front hub oil felt seal/Esprit S3 models/Elite all .....	FS28
A	Pair wishbones lower tubular nickle plate with bushes .....	FS29
B	Pair wishbones lower tubular nickle plate with bushes .....	FS30
B	Pair wishbones upper tubular nickle plate with bushes .....	FS31
A	Pair wishbones upper tubular nickle plate with bushes .....	FS32
A/B/C/D/E	Trunion rubber dust cover/Esprit S3 models/Elite all .....	FS34
D	Anti-roll bar rubber mounting .....	"Lotus" FS35
D	Upper front wishbone bush/Esprit S3 models/Elite all .....	FS36
C	Wishbone full set nickle plate inc. all bushes 3 wishbones in total .....	FS37
D/E	Track rod end for Elite each .....	"Lotus" FS40
D	Bush for lower link pivots on chassis/Esprit S3 models/Elite all .....	"Lotus" FS41
D/E	Anti-roll bar to wishbone bush also Esprit S3 .....	"Lotus" FS42
D	Front shock absorber .....	FS43
C	Front shock absorber with spring Europa twincam and Special .....	FS44
C	Front shock absorber with spring Europa S2 (Renault type) .....	FS45
E	Front shock absorber .....	FS46
C	Front shock absorber with spring S1/early S2 .....	FS47
D/E	Lower wishbone "lower link" R/H Elite/Esprit S3 .....	"Lotus" FS48
D/E	Lower wishbone "lower link" L/H Elite/Esprit S3 .....	"Lotus" FS49
C	Top leading wishbone R.H. Europa twincam and S2 .....	"Lotus" FS50
C	Top leading wishbone L.H. Europa twincam and S2 .....	"Lotus" FS51
C	Top trailing wishbone R.H. Europa twincam and S2 .....	"Lotus" FS52
C	Top trailing wishbone L.H. Europa twincam and S2 .....	"Lotus" FS53
C	Bottom trailing wishbone L.H. which is also a bottom leading wishbone R.H. Europa twincam/S2 .....	"Lotus" FS54
C	Bottom leading wishbone L.H. This is also a bottom trailing wishbone R.H. Europa twincam/S2 .....	"Lotus" FS55
D/E	Top wishbone Elite/Esprit S3 models .....	"Lotus" FS56
A/B/C	"Bolt" for wishbones to bottom of front shocker .....	FS57




# FRONT SUSPENSION (Replacement parts)

A = Elan S1/to/Sprint (Baby), B = 2+2, C = Europa, D = Elite/Eclat, E = Esprit.

Model Code	Production Description	Part Code
D/E	Pivot bolt for upper wishbones to chassis Elite/Esprit S3 .....	"Lotus" FS58
D	Anti-roll bar Elite/Eclat .....	"Lotus" FS59
C	Upper wishbone "pivot bolt" Europa .....	"Lotus" FS60
E	Top wishbone with bushes L.H. Esprit S1/S2 .....	"Lotus" FS61
E	Top wishbone with bushes R.H. Esprit S1/S2 .....	"Lotus" FS62
E	Bottom wishbone arm L.H. Esprit S1/S2 .....	"Lotus" FS63
E	Bottom wishbone arm R.H. Esprit S1/S2 .....	"Lotus" FS64
E	Anti-roll bar to lower link (wishbone) "bush" series 1/2 not S3 .....	"Lotus" FS65
D	"Spring" for front shock absorber .....	"Lotus" FS66

If the part you require is not listed please ask.

Photo 41



- A - FS27    E - FS28    I - FS57
- B - FS5    F - FS12    J - RS3 - Goes through FS6
- C - FS20    G - FS49
- D - FS22    H - FS48

Photo 42



- A - FS3    E - FS66
- B - FS15    F - FS46
- C - FS44    G - CH8
- D - FS43    H - CH9

Photo 43



- A - FS17    E - FS32    I - FS29
- B - FS16    F - FS9    J - FS10
- C - FS14    G - FS49
- D - FS37    H - FS48



## Replacement Parts for:

# EXHAUST

A = Elan S1/to/Sprint (Baby), B = 2+2, C = Europa, D = Elite/Eclat, E = Esprit.

Model Code	Product Description	Part Code
A/B	Exhaust tubular manifold both sections .....	EXH1
A/B/C	Gaskets for manifold to head .....	EXH2
A/B/C	Manifold stud same for inlet .....	EXH3
A/B/C	Brass nuts for manifold studs .....	EXH4
A/B	Manifold "Y" piece mild steel .....	EXH5
A/B	Manifold "Y" piece stainless steel .....	EXH6
A/B	Intermediate pipe stainless steel .....	EXH7
B	Silencer box stainless early 2+2 transverse type pre 69 .....	EXH8
A	Silencer box stainless early S1/S2/S3 transverse type .....	EXH9
B	Silencer box 2+2 stainless 69 on .....	EXH10
A	Silencer box S4/Sprint stainless .....	EXH11
A/B/C/D/E	Exhaust U clamp 1¾ inches .....	EXH12
A/B/C/D/E	Exhaust U clamp 1½ inches .....	EXH13
A/B	Tubular manifold repair kit inc Y piece .....	EXH14
D	Elite owners big bore silencer box mild steel .....	EXH15
A	S4 silencer box twinpipe type stainless .....	EXH16
A	Intermediate pipe mild steel S4 .....	EXH17
B	Intermediate pipe mild steel late 2+2 .....	EXH18
A	Silencer box S4/Sprint mild steel .....	EXH19
B	Silencer box 2+2 69 on mild steel .....	EXH20
D	"O" ring for Elite system mounting .....	EXH21
D	Elite big bore front down pipe assembly .....	EXH22
D	Elite big bore middle (centre) silencer box .....	EXH23
D	Elite big bore rear pipe over axle L.H. ....	EXH24
D	Elite big bore rear pipe over axle R.H. ....	EXH25
C	Silencer box S1/S2 Renault engine type .....	"Lotus" EXH26
C	"Downpipe" for above .....	"Lotus" EXH27
C	Silencer box for twincam .....	"Lotus" EXH28
C	Manifold "tubular" 2/3 section Europa twincam .....	"Lotus" EXH29
C	"Y" piece for tubular manifold twincam .....	"Lotus" EXH30
C	Inlet/exhaust manifold S1/S2 Europa .....	"Lotus" EXH33
C	Manifold "tubular" 1 to 4 section Europa twincam .....	"Lotus" EXH34
C	Downpipe for cast iron manifold Europa twincam .....	"Lotus" EXH35
C	Intermediate pipe for above .....	"Lctus" EXH36
D/E	Exhaust U clamp 2 inches .....	EXH37
D/E	Exhaust U clamp 1⅞ inches .....	EXH38
D/E	Gasket exhaust manifold to head .....	"Lotus" EXH39
D	Middle silencer box for Eclat 4 speed .....	"Lotus" EXH40
D	Rear pipe to box for Eclat 4 speed .....	"Lotus" EXH41
D	Silencer box rear for Eclat 4 speed .....	"Lotus" EXH42
A/B	Stainless tubular manifold complete .....	EXH46
D	Full stainless exhaust system big bore .....	EXH47
C	Full stainless steel system big bore for cast manifold type .....	EXH48
E	Full stainless system big bore .....	EXH49
D/E	Gasket for manifold to downpipe .....	"Lotus" EXH50
A	S4 silencer box mild steel twin pipe type .....	EXH51
D/E	Exhaust "U" clamps 2⅞ inches .....	EXH52
A/B	Check strap for exhaust box mounting .....	EXH53
A/B	Bobbin for above .....	EXH54
D/E	Manifold studs manifold to head .....	EXH55
A	Silencer box 2+2 transverse type mild steel pre 79 .....	"Lotus" EXH56
A	Silencer box Elan S1/S2/S3 transverse type mild steel .....	"Lotus" EXH57



# EXHAUST (Replacement parts)

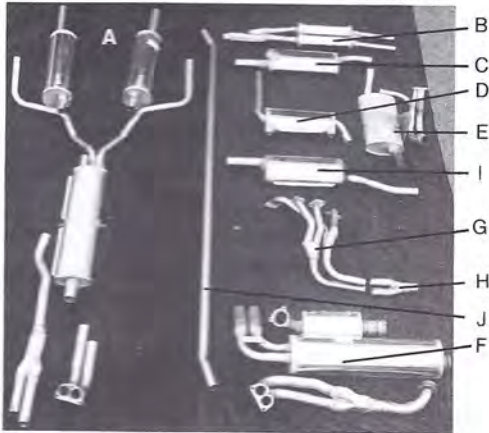
A = Elan S1/to/Sprint (Baby), B = 2+2, C = Europa, D = Elite/Eclat, E = Esprit.

Model Code	Production Description	Part Code
A	Intermediate pipe for mild trans box S1/S2/S3 .....	"Lotus" EXH58
B	Intermediate pipe for mild trans box early 2+2 .....	"Lotus" EXH59

Elite owners full big bore mild steel exhaust systems £99.82 Special offer or in stainless see EXH47. Stainless systems are made from heavy duty stainless steel and carry a guarantee for as long as you own the car to which it is fitted. Eclat 4 speed owners please note that the twin rear box later system will fit your car. Type EXH47.


If the part you require is not listed please ask.

Photo 44



- A - EXH47    E - EXH48    I - EXH10
- B - EXH16    F - EXH49    J - EXH7
- C - EXH11    G - EXH46
- D - EXH8    H - EXH6

Photo 45



- A - EXH4    E - EXH37    I - EXH50
- B - EXH3    F - EXH12    J - EXH39
- C - EXH2    G - EXH13    K - EXH53
- D - EXH52    H - EXH21    L - EXH54



# Replacement Parts for: ACCESSORIES

A = Elan S1/to/Sprint (Baby), B = 2+2, C = Europa, D = Elite/Eclat, E = Esprit.

Model Code	Product Description	Part Code
A/B/D	Vacuum tank .....	AC1
A/B	Workshop Manual "Autobooks" .....	AC2
A/B/C/D/E	Key fobs leather .....	AC3
B	Workshop Official Manual (2+2) .....	"Lotus" AC4
A	Workshop Official Manual (Elan S1/4/Sprint) .....	"Lotus" AC5
	Racing mechanics overalls - small .....	AC6
	Racing mechanics overalls - medium .....	AC7
	Racing mechanics overalls - large .....	AC8
	Racing mechanics overalls - extra large .....	AC9
	Small 32-36 inches, Medium 36-38 inches, Large 38-42 inches Ex. large 42-46 inches chest sizes.	
C	Workshop Official Manual (Europa) .....	"Lotus" AC10
	Lotus Elan/2+2 book an absolute must .....	AC14
A/B/C/D/E	Radio aerials .....	AC17
	Tool bag for jack storage .....	AC21
	Lotus Seven Book 1957 - 1980 .....	AC22
	Europa Book 1966 - 1975 .....	AC23
	Valvoline oil 5 litres .....	AC24
A	Roll bar with side members .....	AC26
	The Lotus Elan/2+2/Europa - A Collectors Guide by John Bolster .....	AC27
	The Story of Lotus - Birth of a Legend 1947 - 1960 .....	AC28
	The Story of Lotus - Growth of a Legend 1961 - 1971 .....	AC29
	Lotus Elite and Eclat Book 1974 - 1981 .....	AC30
	Lotus Esprit Book 1975 - 1981 .....	AC31
	Lotus Europa Collection No. 1 .....	AC32

If the part you require is not listed please ask.

Photo 46



- A - AC24    E - AC17
- B - AC7
- C - AC1
- D - AC3

Photo 47



- A - AC4    E - AC22    I - AC28
- B - AC10    F - AC30    J - AC27
- C - AC5    G - AC14    K - AC29
- D - AC23    H - AC2



Replacement Parts for:

# CABLES

A = Elan A1/to/Sprint (Baby), B = 2+2, C = Europa, D = Elite/Eclat, E = Esprit.

Model Code	Product Description	Part Code
A	Electric window motor cable S3/S4 .....	"Lotus" CAB1
B	Hand brake cable 2+2 .....	"Lotus" CAB2
A/B	Throttle cable .....	CAB3
A	Bonnet cable S3/S4 .....	"Lotus" CAB4
A/B	Speedo cable 1/4 and 2+2 .....	CAB5
B	Boot release cable 2+2 late type .....	CAB6
A	Hand brake cable 1/4 .....	"Lotus" CAB7
A/B/D	Gearbox right angle drive unit .....	CAB8
A	Choke cable S4/Webber/Dell's/Stromberg .....	"Lotus" CAB9
D	Hand brake cable .....	"Lotus" CAB10
D	Throttle cable .....	"Lotus" CAB11
C	Hand brake cable (wheel to wheel) .....	"Lotus" CAB12
A/B/C/D/E	Solderless nipples .....	CAB13
C	Speedo Cable S2 and twincam for type 336 box .....	"Lotus" CAB14
A	Heater cable S4 .....	"Lotus" CAB15
A/B	Throttle cable adjuster .....	CAB16
D	Clutch cable R.H. Drive T/C/Special .....	"Lotus" CAB17
C	Clutch cable for Elite .....	"Lotus" CAB18
C	Speedo cable twincam 352/365 box .....	CAB19
E	Esprit gear change cable .....	"Lotus" CAB21
C	Clutch cable R.H. Drive S2 Renault type .....	"Lotus" CAB22
C	Europa twincam choke cable .....	"Lotus" CAB23
D	Elite long bonnet lock cable .....	"Lotus" CAB24
B	Choke cable 2+2 use CAB23 .....	
A	Bonnet release cable S1/S2/S3 .....	CAB26
D	Speedo cable Elite/Eclat 5 speed .....	"Lotus" CAB27
C	Heater cable Europa twincam .....	"Lotus" CAB28
A	Heater cable S1/S2/S3 can be made from above	
C	Throttle cable Europa twincam and Special L.H. Drive .....	"Lotus" CAB29
C	Throttle cable Europa S2 L.H.Drive/R.H.Drive does both .....	"Lotus" CAB30
C	Gearbox right angle drive S2/twincam 336 gear box type .....	CAB31
C	Throttle cable twincam and Special R.H. Drive .....	"Lotus" CAB32
C	Throttle cable twincam and Special for Stromberg carbs L.H.D. ....	CAB33
C	Clutch cable S2/twincam/Special (L.H.Drive) .....	"Lotus" CAB34
E	Short hand brake cable assembly Esprit S1/S2 .....	CAB35
E	Long hand brake cable assembly Esprit S1/S2 .....	CAB36

Please note if required we can have made any cable to your specification.

If the part you require is not listed please ask.



- |          |           |           |
|----------|-----------|-----------|
| A - CAB6 | E - CAB15 | I - CAB5  |
| B - CAB3 | F - CAB9  | J - CAB2  |
| C - CAB4 | G - CAB10 | K - CAB11 |
| D - CAB1 | H - CAB8  | L - CAB17 |



Replacement Parts for:

# REAR SUSPENSION

A = Elan/S1/to/Sprint (Baby), B = 2+2, C = Europa, D = Elite/Eclat, E = Esprit.

Model Code	Product Description	Part Code
A/B	Rotoflex couplings (Doughnuts) .....	RS1
A/B	Rotoflex for four (complete set) .....	RS1
A/B	Rotoflex coupling "nyloc nuts" .....	RS2
A/B	Rotoflex coupling "bolts" .....	RS3
A	Wheel bearings for rear S1/S2/S3 1 pair in/outer .....	RS4
A/B	Wheel bearings for rear S4/Sprint/2+2 1 pair in/outer .....	RS5
C	Europa owners please refer to RS29/RS35/RS57	
A/B	Circlip outer large for rear bearing retain .....	RS6
A/B	Circlip outer small holds bearing on shaft .....	RS7
A/B	Dirtshield spacer S4/2+2 .....	RS8
A	"A" frame S1/4 with all bushes .....	RS9
B	"A" frame 2+2 with all bushes .....	RS10
A/B	Shock absorber rear insert .....	RS11
B	Rear spring 2+2 models .....	RS12
A	Rear spring 1/4 models .....	RS13
B	Intermediate shaft 2+2 many second hand available for £10.00 each .....	RS14
A	Intermediate shaft 1/4 made second hand available for £10.00 each .....	RS15
A/B	Outboard drive shaft S4/2+2 .....	RS16
A	Outboard drive shaft S1/S2/S3 .....	RS17
A	Rear hub Elan 1/4 K/On L.H. .... "Lotus"	RS18
B	Rear hub 2+2 K/On R.H. .... "Lotus"	RS19
A	Rear hub bolt on type S1/S2/S3 .... "Lotus"	RS20
A/B	Bump stops for rear insert shockers .....	RS21
A/B	Nut "castle and recessed type" for rear insert top .....	RS22
A/B	Woodruff key for driveshaft to rear hub .....	RS23
B	Rear hub 2+2 K/On L.H. .... "Lotus"	RS25
D	Seal for outer rear hub Elite .... "Lotus"	RS26
D	Seal for inner rear hub Elite .... "Lotus"	RS27
C	Europa S2 (Renault) pair in/outer rear wh/brgs .....	RS29
D/E	Rear wheel bearing .....	RS30
C	Shock absorber for rear with spring S2 Renault .....	RS32
D	Shock absorber for rear Elite .....	RS33
D	Spring for rear shocker Elite .... "Lotus"	RS34
C	Rear Wheel bearing twincam not Special pair in/outer .....	RS35
C	Shock absorber rear with spring 68/69 S1/S2 Europa .....	RS36
C	Shock absorber rear with spring twincam and special Europa .....	RS37
A	Rear hub K/O type R.H. Drive Elan 1/4 .... "Lotus"	RS38
C	Roll pin for drive shaft state type gearbox 336 etc. ....	RS39
C	Bush for lower link twincam and Special .....	RS40
C	Spacer bearing Europa twincam and S2 not Special .....	RS41
C	Washer for rear hub retaining .....	RS42
C	Spacer hub goes between bearing/hub .... "Lotus"	RS43
C	Yoke couples gearbox to intershaft 352/365 gearbox .... "Lotus"	RS44
A/B	Rear alloy strut unit with damper but less driveshaft L/H S4/2+2 .... "Lotus"	RS45
A/B	Rear alloy strut unit with damper but less driveshaft R/H S4/2+2 .... "Lotus"	RS46
C	Yoke couples gearbox to intershaft S2/twincam 336 type gearbox .... "Lotus"	RS47
C	Intermediate shaft S1/S2 Renault Europa .... "Lotus"	RS48
C	Rear hub S1/S2 twincam Europa not Special .... "Lotus"	RS49
C	Bearing seal for inner rear hub bearing twincam not Special .... "Lotus"	RS50
C	Outboard drive shaft twincam and Special .... "Lotus"	RS51
C	Outboard drive shaft S2 Renault Europa .... "Lotus"	RS52
C	Intermediate shaft twincam and Special Europa .... "Lotus"	RS53
C	Rear hub Europa Special .... "Lotus"	RS54
C	Bearing seal for inner rear hub bearing Europa Special .... "Lotus"	RS55
C	Bearing seal for inner rear hub bearing S2 Renault .... "Lotus"	RS56



Replacement Parts for:

# REAR SUSPENSION

A = Elan/S1/to/Sprint (Baby), B = 2+2, C = Europa, D = Elite/Eclat, E = Esprit.

Model Code	Product Description	Part Code
A/B	Rotoflex couplings (Doughnuts) .....	RS1
A/B	Rotoflex for four (complete set) .....	RS1
A/B	Rotoflex coupling "nyloc nuts" .....	RS2
A/B	Rotoflex coupling "bolts" .....	RS3
A	Wheel bearings for rear S1/S2/S3 1 pair in/outer .....	RS4
A/B	Wheel bearings for rear S4/Sprint/2+2 1 pair in/outer .....	RS5
C	Europa owners please refer to RS29/RS35/RS57	
A/B	Circlip outer large for rear bearing retain .....	RS6
A/B	Circlip outer small holds bearing on shaft .....	RS7
A/B	Dirtshield spacer S4/2+2 .....	RS8
A	"A" frame S1/4 with all bushes .....	RS9
B	"A" frame 2+2 with all bushes .....	RS10
A/B	Shock absorber rear insert .....	RS11
B	Rear spring 2+2 models .....	RS12
A	Rear spring 1/4 models .....	RS13
B	Intermediate shaft 2+2 many second hand available for £10.00 each .....	RS14
A	Intermediate shaft 1/4 made second hand available for £10.00 each .....	RS15
A/B	Outboard drive shaft S4/2+2 .....	RS16
A	Outboard drive shaft S1/S2/S3 .....	RS17
A	Rear hub Elan 1/4 K/On L.H. .... "Lotus"	RS18
B	Rear hub 2+2 K/On R.H. .... "Lotus"	RS19
A	Rear hub bolt on type S1/S2/S3 .... "Lotus"	RS20
A/B	Bump stops for rear insert shockers .....	RS21
A/B	Nut "castle and recessed type" for rear insert top .....	RS22
A/B	Woodruff key for driveshaft to rear hub .....	RS23
B	Rear hub 2+2 K/On L.H. .... "Lotus"	RS25
D	Seal for outer rear hub Elite .... "Lotus"	RS26
D	Seal for inner rear hub Elite .... "Lotus"	RS27
C	Europa S2 (Renault) pair in/outer rear wh/brgs .....	RS29
D/E	Rear wheel bearing .....	RS30
C	Shock absorber for rear with spring S2 Renault .....	RS32
D	Shock absorber for rear Elite .....	RS33
D	Spring for rear shocker Elite .... "Lotus"	RS34
C	Rear Wheel bearing twincam not Special pair in/outer .....	RS35
C	Shock absorber rear with spring 68/69 S1/S2 Europa .....	RS36
C	Shock absorber rear with spring twincam and special Europa .....	RS37
A	Rear hub K/O type R.H. Drive Elan 1/4 .... "Lotus"	RS38
C	Roll pin for drive shaft state type gearbox 336 etc. ....	RS39
C	Bush for lower link twincam and Special .....	RS40
C	Spacer bearing Europa twincam and S2 not Special .....	RS41
C	Washer for rear hub retaining .....	RS42
C	Spacer hub goes between bearing/hub .... "Lotus"	RS43
C	Yoke couples gearbox to intershaft 352/365 gearbox .... "Lotus"	RS44
A/B	Rear alloy strut unit with damper but less driveshaft L/H S4/2+2 .... "Lotus"	RS45
A/B	Rear alloy strut unit with damper but less driveshaft R/H S4/2+2 .... "Lotus"	RS46
C	Yoke couples gearbox to intershaft S2/twincam 336 type gearbox .... "Lotus"	RS47
C	Intermediate shaft S1/S2 Renault Europa .... "Lotus"	RS48
C	Rear hub S1/S2 twincam Europa not Special .... "Lotus"	RS49
C	Bearing seal for inner rear hub bearing twincam not Special .... "Lotus"	RS50
C	Outboard drive shaft twincam and Special .... "Lotus"	RS51
C	Outboard drive shaft S2 Renault Europa .... "Lotus"	RS52
C	Intermediate shaft twincam and Special Europa .... "Lotus"	RS53
C	Rear hub Europa Special .... "Lotus"	RS54
C	Bearing seal for inner rear hub bearing Europa Special .... "Lotus"	RS55
C	Bearing seal for inner rear hub bearing S2 Renault .... "Lotus"	RS56



# REAR SUSPENSION (Replacement Parts)

A = Elan S1/to/Sprint (Baby), B = 2+2, C = Europa, D = Elite/Eclat, E = Esprit.

Model Code	Product Description	Part Code
C	Rear hub bearings "pair" in/outer Europa Special .....	"Lotus" RS57
A/B	"A" frame outer bolts to hub carrier S1 to 4/2+2 .....	RS58
C	Washer for rear trailing arm bush .....	RS59
A/B	Rear alloy strut/bearing housing bare R/H S4/2+2 .....	"Lotus" RS60
A/B	Rear alloy strut/bearing housing bare L/H S4/2+2 .....	"Lotus" RS61
E	Shock absorbers rear .....	RS62
A/B	Mounting bolts for differential .....	RS63
D	Bolt for rear radius arm to hub carrier .....	RS64
C	Oil seal for gearbox output shaft Europa .....	RS65
C	Flinger shim for outboard shaft twincam and Special .....	"Lotus" RS66
C	Bush for lower link S1/S2 Renault models .....	RS67
C	Rear hub retaining "nut" all Europa .....	RS69

If the part you require is not listed please ask.

Photo 49




Photo 50




Photo 51





Photo 52






# Replacement Parts for: FINAL DRIVE

A = Elan S1/to/Sprint (Baby), B = 2+2, C = Europa, D = Elite/Eclat, E = Esprit.

Model Code	Product Description	Part Code
A/B/C	Universal Joints Elan propshafts also Europa type 336 box .....	FIN1
A/B	Diff outboard oil seals .....	FIN2
	For outboard bearings for above see RS4 1 pair = £6.35	
A/B	Diff. input oil seal .....	FIN3
A/B	Diff output drive shaft .....	FIN4
A/B	Diff drain plug seal .....	FIN7
A/B	Diff filler plug seal .....	FIN8
C	Universal joint type 352/365 gearbox type .....	FIN9
D	Oilseal for diff. inboard drive shaft .....	"Lotus" FIN10
D	"O" ring seal for inboard drive shaft .....	"Lotus" FIN11
D	Bearing for inboard drive shaft .....	FIN12
D/E	Universal joints for intermediate shafts .....	FIN13
A/B	Collapsible spacer for diff .....	FIN14
A/B	Diff alloy casing .....	"Lotus" FIN15
A/B	Diff taper bearings .....	FIN16
A/B	Diff pinion bearings .....	FIN17
A/B	Diff paper gasket .....	FIN18
D	Coller for diff. inboard drive shaft .....	"Lotus" FIN19

Propshaft and intermediate shaft balancing and reconditioning service available also prop/inters made to you specification.  
If the part you require is not listed please ask.

Photo 53



- A - FIN15    E - FIN9    I - FIN8
- B - FIN17    F - FIN1    J - FIN2
- C - FIN16    G - FIN18    K - FIN3
- D - FIN13    H - FIN7

Photo 54



FIN4



# LATEST ADDITIONS TO THE CNS RANGE

## Replacement parts for:

### CHASSIS SECTION

Model Code	Description	
C	Europa Chassis 336 type .....	CH37
C	Europa Chassis 352 type - Use 365 chassis now as 352 N.L.A.....	CH38
C	Europa Chassis 365 type .....	CH39
E	Esprit S3 Engine mounts .....	CH40

### ELECTRICAL SECTION

A/B/C	Rotor rev limiter arm .....	ELC53
A/B/C	N.G.K. Plat tipped spark plugs .....	ELC68
D	2.2 Elite headlamp motor diode .....	ELC132
B	Oil temp sender screws onto block .....	ELC133
A/B/C/D/E	Radio suppression kit .....	ELC134

### BODYWORK SECTION

A	Lotus badge, old script type - use on Elan S1/S2/S3 .....	BOD50
D/E	Rubber seal filler strip fr/bumper to body .....	BOD198
D/E	Wing mirror non electrical .....	BOD199
B/C	Corner piece for BOD196 screen surround .....	BOD200
D	Bonnet grille for Elite/Eclat, black plastic .....	BOD201
D	Air intake grill for Elite/Eclat lower one .....	BOD202
D	Spoiler 'large front wrap round type' .....	BOD204
D/E	Electrical door mirror R/H .....	BOD205
D/E	Electrical door mirror L/H .....	BOD206
E	Rear valance for S2/S3 Esprit's .....	BOD207
E	Rear bumper Late S2/S3 Esprit's .....	BOD208
A	Window main drive pulley .....	BOD209

### ENGINE SECTION

A/B/C	Camshaft bearings caps t/cam 1558cc .....	ENG138
A/B/C	Jackshaft bearings t/cam 1558cc .....	ENG139
D/E	Crankshaft rear oil seal .....	ENG140
D/E	Crankshaft front oil seal .....	ENG141

### COOLING SECTION

Radiator o/haul service now available for all cars from Classic Roll's to Mini Metro

### FUEL SECTION

A	Fuel tank alloy .....	FUE18
A/B/C/D/E	Nylon fuel pipe 'also does vac pods systems' .....	FUE51
D/E	Airbox assembly similar to FUE12 - uses a FUE13 filter .....	FUE52
A/B/C	Carb o/haul kit for Stromberg carbs .....	FUE53
E	Fuel tank sender S1/S2 models .....	FUE54
D/E	Inlet manifold for Webber/Dell carbs .....	FUE55



## Replacement parts for:

### FRONT SUSPENSION

C	Lower front sus. fulcrum pin for t/cams .....	FS67
C	Anti roll bar for all Europas .....	FS68
A/B	Bottom shocker eyelet bush .....	FS69
A/B/C/D	Castle nut for front stub axle .....	FS70
A/B/C/D	Split pin for castle nut .....	FS71
A/B	Nyloc nut for late type stub axle S4/2+2 .....	FS72
A/B/C/D	Washer with 'D' hole for stub axle .....	FS73

### EXHAUST SECTION

C	Europa S2 Renault rear stainless box .....	EXH31
C	Europa S2 Renault downpipe in stainless .....	EXH32
E	Esprit S2 mild steel exhaust system .....	EXH60
E	Esprit S3 mild steel exhaust system .....	EXH61
D/E	Brass nuts for exhaust manifold .....	EXH62

### ACCESSORIES

E	Workshop factory manual for Esprit 'Lotus' S1/S2 .....	AC11
D	Workshop factory manual for Elite 'Lotus' .....	AC33
A/B/C/D/E	'Computalok' car digital anti theft system .....	AC34
A/B/C/D/E	'Computalok' above with siren .....	AC35

### CABLES

B	Bonnet release cable for 2+2 Elan .....	CAB37
---	---	-------

### REAR SUSPENSION

C	Spax adjustable rear shocker .....	RS31
C	Bearing alloy housing for S2 Renault Europa L/H .....	RS70
C	Bearing alloy housing for S2 Renault Europa R/H .....	RS71
	Other housings for t/c and special available	
C	Lower link for Europa t/c and special .....	RS72
C	Scroll pins for Europa drive shafts type 352/365 boxes RS39 are for 336 boxes	RS73
D	Bolt, goes through alloy bearing housing/bot shox/radarm .....	RS74

### FINAL DRIVE

A/B	3.5 to 1 and 3.7 to 1 Diff, crown/pinion (While stocks last) .....	FIN20
-----	--	-------

### CLUTCH

E	Clutch plate for Esprit S2 - large type for 2 litre engines .....	CLU16
C	Clutch cover for Europa Renault S2 .....	CLU17
C	Clutch plate for Europa Renault S2 .....	CLU18
D/E	Clutch cover Elite 2.2, Eclat S2 2.2, Esprit S2/S3/2.2 engine .....	CLU19
D	Clutch plate for Elite/Eclat S2 2.2 engine .....	CLU20
E	Clutch plate for Esprit 2.2 engine also S3 2.2 .....	CLU21
E	Clutch cover for Esprit turbo 2.2 engine .....	CLU22
E	Clutch plate for Esprit turbo 2.2 engine .....	CLU23



# HOW TO ORDER

## CODE NUMBERS

Please state the ordering code numbers to ensure correct parts.

A = Elan owners B = 2+2 owners C = Europa owners D = Elite and Eclat owners E = Esprit owners  
In the case of a car having several model changes i.e. Elan S1,S2,S3,S4/Sprint, where model is not specifically stated the part covers the full range.

## MODEL/CUSTOMER INFORMATION.

When ordering it is important to give:

1. A. Type of model, B. What series, C. Left Hand Drive or Right Hand Drive
2. Year.
3. From what media you are replying: recommendation, etc.

## METHODS OF DESPATCH.

**United Kingdom. Royal Mail Parcel Post.** Which is nice and cheap but takes from experience between 3-7 days to arrive from date of despatch. Max. length approx 40 inches and weight up to 10 kilos.

**United Kingdom Securicor.** 48 hour service from date of despatch across U.K. Max. length approx 6 feet and weight 20 kilos. Again inexpensive because of contract price.

**United Kingdom Royal Mail Datapost/British Rail Red Star** available for overnight or same day service in emergencies.

and finally several U.K. haulage firms for items such as chassis/bodies all at extremely realistic prices.

**Overseas. Royal Mail Air or Land and Sea** Choice of Airlines, By deferred air service for cheapness or by scheduled emergencies and finally by sea for very large items. Because of extreme competition between all the above we can obtain excellent rates. Telephone or write for speedy quotation. Please bear in mind World time differences when telephoning.

N.B. Group or Club orders we can obtain even greater discounts off freight charges.

## METHODS OF PAYMENT - UK

U.K. Customers please note "Access/Mastercharge," Visa, American Express no problem over the phone or by cheque/postal orders/bank draft or building society cheque please put name/address and telephone numbers (daytime) on the back.



## OVERSEAS PAYMENTS

By "Access/Mastercharge", Visa, American Express over telephone or by letter.

Please give A. Registered name B. Registered Address C. Card Number D. Expiry Date or by bankers telex draft, for speed, in Pounds Sterling.

Please note it is important to ring/write prior to ordering to obtain latest information on special offers/availability/carriage and sound advice.

All prices plus value added tax (V.A.T.) except Overseas orders which are Zero Rated.



## HOURS OF BUSINESS

Monday to Friday

9 a.m. to 6 p.m. Parts/Car Sales/Service

Saturday

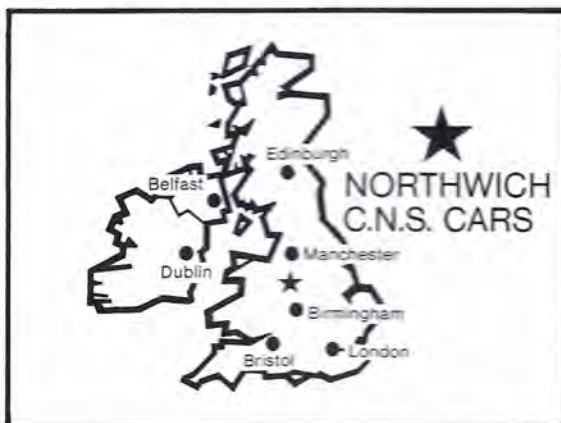
10 a.m. to 5 p.m. Parts/Car Sales

Sunday

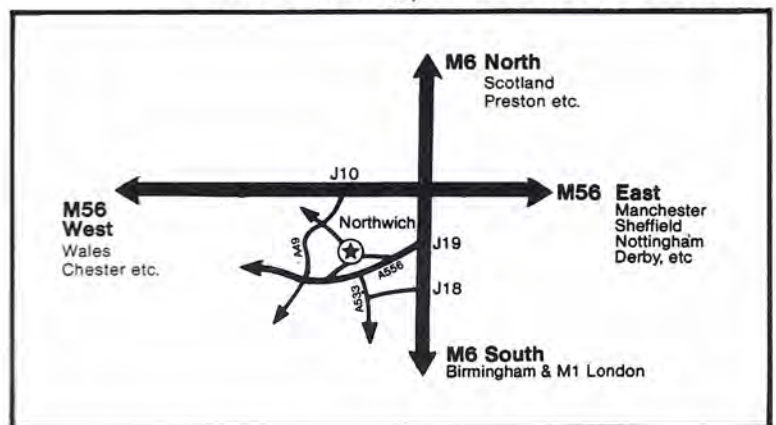
12 a.m. to 4 p.m. Parts/Car Sales

Special arrangements no problem for customers coming long distances after business hours/collection from Airport (Manchester). etc.

## HOW TO FIND US



Ordnance survey grid reference Nos. SJ671 737



**CHRISTOPHER NEIL, MIDDLEWICH ROAD, NORTHWICH, CHESHIRE, ENGLAND CW9 7BP.**  
TEI: Area Code(0606) 47914 Telex: 665732



# CUSTOMER SERVICES

Now fully established at our Northwich factory, we have been able to further consolidate our customer services, streamlining along the way. From our many years experience we know that Elan owners are usually enthusiasts trying to maintain a performance car at low cost and hoping for a good return in both prestige and resale value, and this central fact has always been foremost in our minds. Both Christopher and myself feel that we have the correct formula and the best possible facilities to enable you, the Lotus owner, to get the most out of your car.

It is well known that we offer a complete service to the Elan/Europa owner, and have done so for several years. What is perhaps not such common knowledge is the amount of current models that we now service. Therefore the following applies to all models from 1962 to date.

## CHASSIS

Chassis changes take approximately 40 hours on an Elan/+2, Europa and about 65 hours on current models. There is presently a choice of chassis available to the customer. Brake, suspension and steering overhauls are undertaken constantly, and we can supply an exchange rolling chassis to your spec., which in short means the least possible delay for yourself.

## ENGINE

With supplies of good serviceable twin cams now drying up, it is more than ever important to get the best performance and life from your engine. We offer an "off the shelf" exchange engine service, standard or big valve T/C and 907, or we will rebuild your own unit. Extra performance up to approx. 165 bhp can be supplied (907 engine up to 210 bhp).

## TRANSMISSION

4 and 5 speed gearbox and differentials "off the shelf" supplied and fitted if required.

## SERVICE

Our service department and staff spend 90% of their working time on Lotus and are therefore, fully conversant with all problems they may encounter. An Esprit or Eclat usually takes 12 hours for a full service, while an Elan may take 8-10 hours for a "once a year" full service and checkover, combined with M.O.T. Any expensive faults are reported to the Customer before go ahead. Old parts can be saved if required.

## ELECTRICAL

We have a Lotus trained Auto Electrician of many years experience who is responsible for all the wiring and rectification work we do. A complete rewire on an Elan takes approximately 50 hours.

## BODY

All aspects of bodywork undertaken. In fact about a third of our total staff work in this department. Bodywork is time consuming, cannot be rushed and requires a good deal of skill to make a high quality, lasting finish or repair. A few typical examples are: Respray Elan/Europa full 45 hours, respray Elan+2 full 55 hours, respray Eclat full 70 hours, fit mid front Elan 20 hours, fit mid front Esprit 42 hours, DHC conversation (described elsewhere) 46 hours, metal flake roof Elan+2 original 8 hours. A proportion of the cost can be saved if you strip all items off the car yourself.

## TRIM

Trim can be supplied and fitted to all Lotus models from basically the early Elan to the refined current models, early examples of which are now often needing attention in this area. Examples as follows: Elan S4 - black or oatmeal seats, centre console and doors 15 hours, carpets 5 hours, head cloth 6 hours, dashboard 14 hours. Full Esprit trim in hide including seats, top dash, doors, console 60 hours. +2 S130 seats oatmeal cord 14 hours, Elite seats each 5 hours. These rates include fitting. Various items may be trimmed separately. Please enquire.

For information on Customer Services, please contact our Service Manager.



# CHRISTOPHER NEIL

Tel: 0606 47914 Telex: 665732

Middlewich Road, Northwich, Cheshire, England.